
ELECTRON TUBE DATA SHEET
WESTERN ELECTRIC 376C ELECTRON TUBE



DESCRIPTION

The 376C is a three-electrode, inert-gas-filled, cold cathode tube for use in relay, voltage regulator or rectifier circuits. This tube is especially suitable for use in control circuits such as in triggering, counting, or switching apparatus requiring a high current rated tube.

CHARACTERISTICS

Peak Anode Voltage	-	275	volts
Average Cathode Current	20	200	milliamperes
Average Life, Approximate	10000	10	hours

File: Cold Cathode Section

MAXIMUM RATINGS, Absolute System (Note 1)

Inverse Peak Anode Voltage	200	volts
Forward Peak Anode Voltage	275	volts
Forward Cathode Current (Note 2)		
Peak	200	milliamperes
Average	70	milliamperes
Averaging Time	2	seconds
Inverse Peak Anode Current (Note 2)	5	milliamperes
Peak Starter Current (Note 2)		
Forward	100	milliamperes
Inverse	1	milliampere
Ambient Temperature Limits	-55 to +85	centigrade

ELECTRICAL DATA, Throughout Life

	<u>Min.</u>	<u>Bogey</u>	<u>Max.</u>	
Starter Breakdown Voltage (Note 3)	67	75	85	volts
Starter Voltage Drop at 20 Milliamperes	52	60	74	volts
Anode Voltage Drop at 30 Milliamperes	60	70	80	volts
Transfer Current	See curve - Fig. 3			
Ionization Time, Starter Gap (Note 4)	-	2	-	milliseconds
Deionization Time, Main Gap, Approximate	-	3	-	milliseconds

MECHANICAL DATA

Mounting Position Any
 Net Weight, Approximate 1 Ounce
 Dimensions and pin connections shown in outline drawing on Page 4.

HANDLING

This tube contains a small amount of krypton-85 gas which is a by-product radioactive material. The amount of krypton-85 is less than five microcuries, which is too small an amount to require any special care in use.

Atomic Energy Commission regulations require that the individual tube carton for tubes containing by-product radioactive material be appropriately marked. The marking includes the statement that tube disposal should be in approved manner.

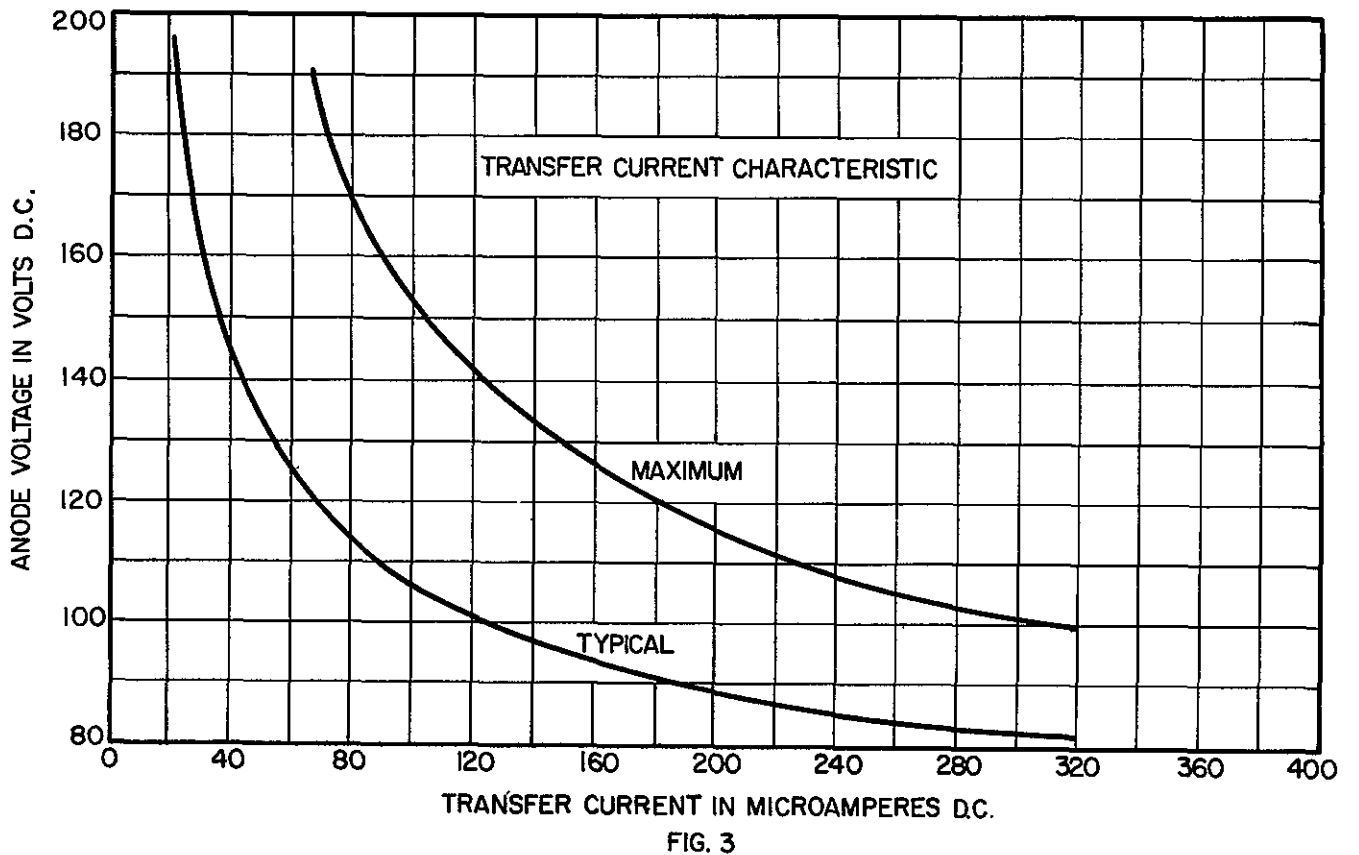
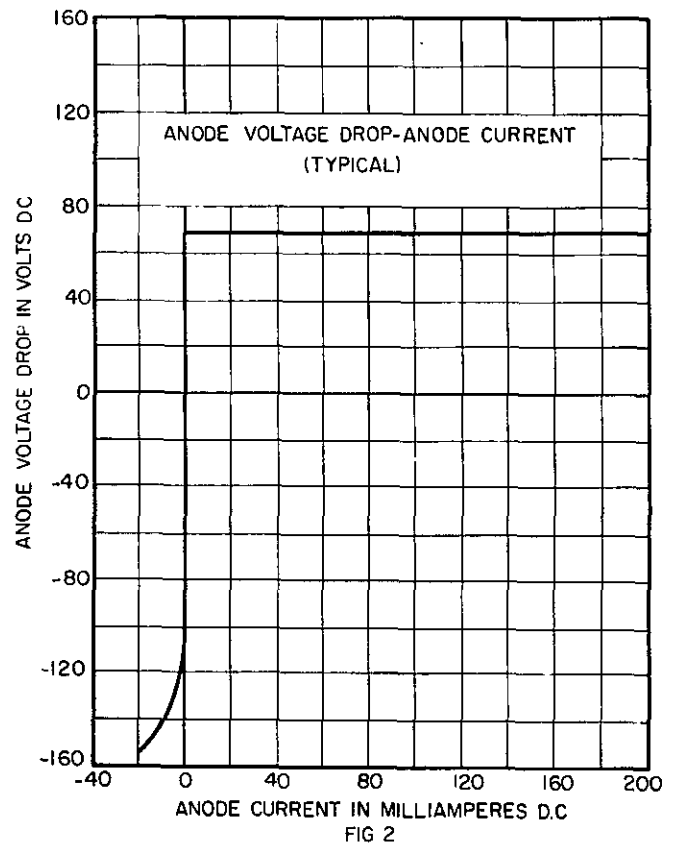
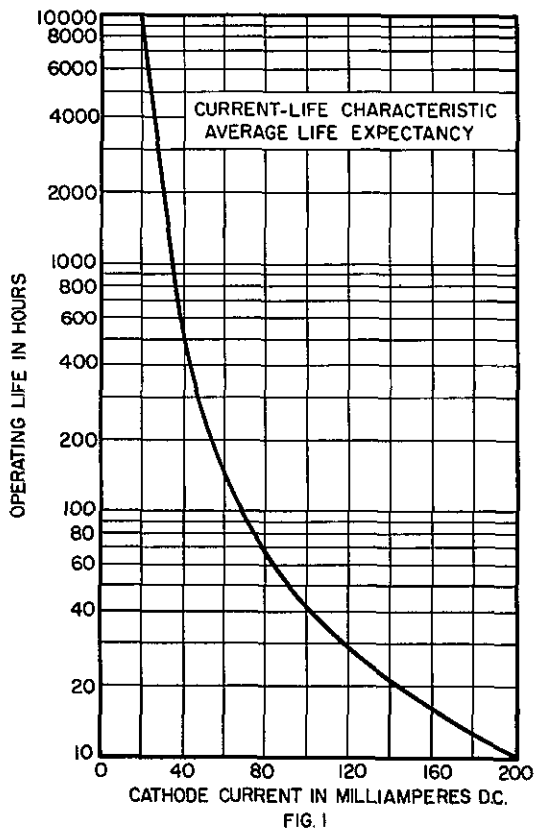
Approved instructions for disposal of tubes containing krypton-85 are as follows;

Tubes to be disposed of should be broken or crushed in a well ventilated place releasing any resulting vapors to the outside atmosphere. The residual broken or crushed tubes should be disposed of in a normal public trash disposal system. Tubes should be disposed of at a rate of not more than 100 each week from any one location. Avoid breathing vapors from broken tubes.

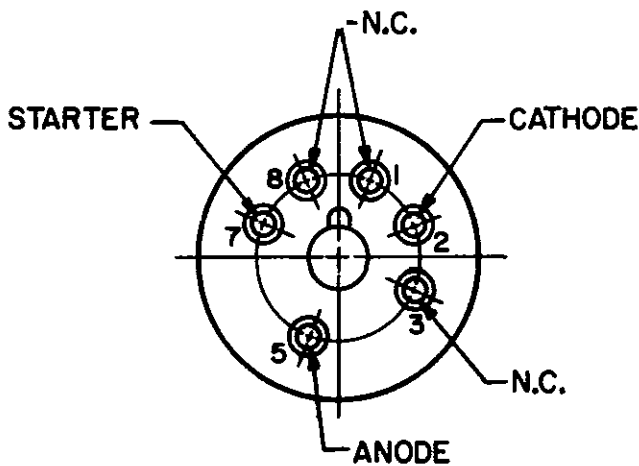
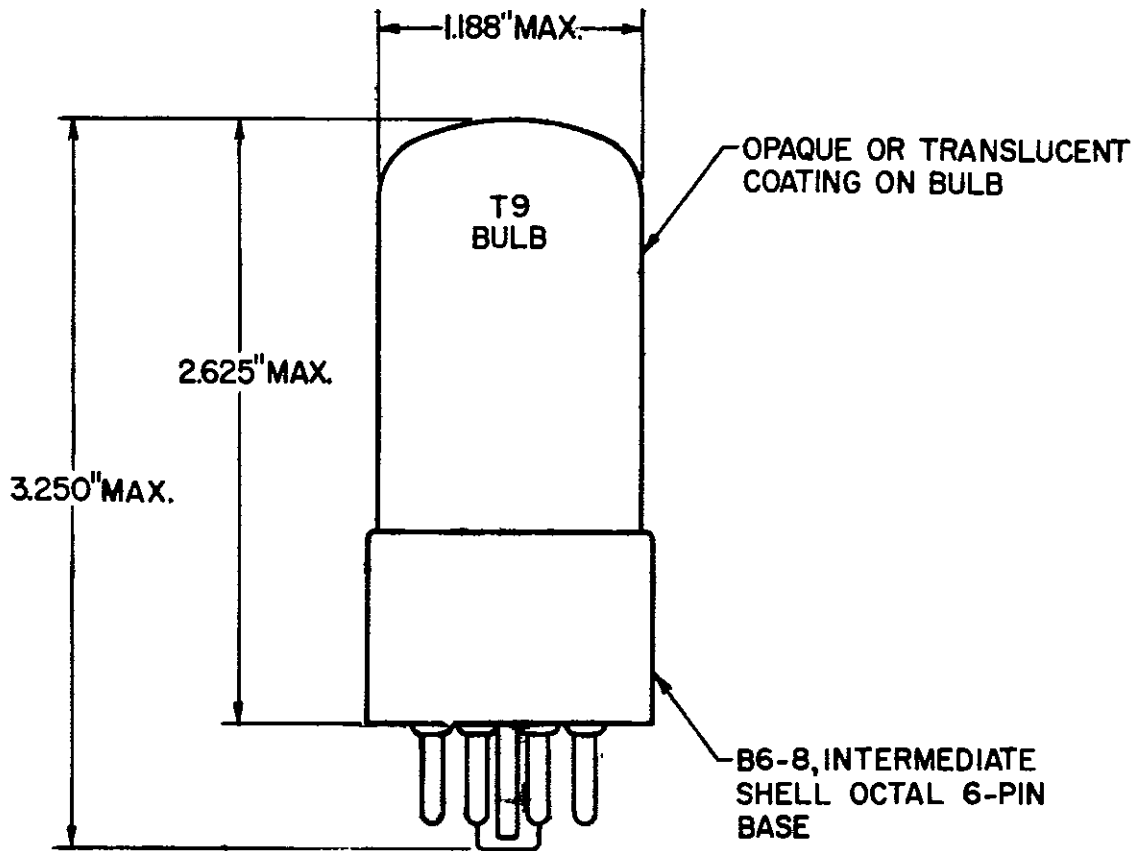
Note 1: In the "Absolute System" the maximum ratings specified are limiting values above which the serviceability of the device may be impaired from the viewpoint of life and satisfactory performance. Maximum ratings, as such, do not constitute a set of operating conditions and all values may not, therefore, be attained simultaneously.

Note 2: Sufficient resistance must be used in series with the tube to assure that the electrode currents do not exceed their maximum rated values.

Note 3: Limit applies immediately after tube has conducted current. If tube has been idle, this value initially may be as much as 3 volts higher or lower.



Note 4: With 15 volts starter overvoltage (15 volts above Starter Breakdown Voltage) with tube in total darkness.



A development of Bell Telephone Laboratories, the research laboratories of the American Telephone and Telegraph Company and the Western Electric Company.

PRINTED IN U.S.A.