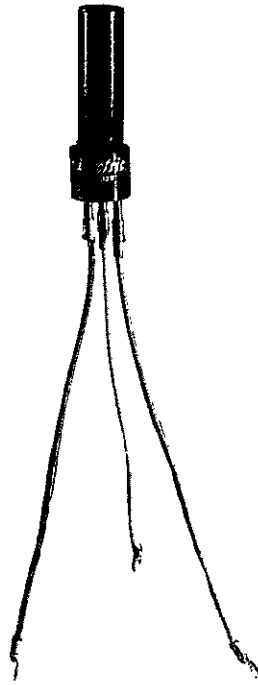


*OK for Plant Dept use.*  
*S. J. H.*  
*6/15/50*



**COLD CATHODE**

*Western Electric*

**DESCRIPTION**

The 405A is a three-electrode, inert-gas-filled, cold cathode tube for use primarily as a relay in communication circuits. It is also suitable for use in control circuits such as in triggering, counting or switching

apparatus. This tube, because of its small size, flexible connector leads and ease in mounting, may be used to advantage in equipment where space is a factor.

**MAXIMUM RATINGS**

Peak Anode Voltage . . . . .	.....	165 volts
Average Cathode Current . . . . .	4	40 milliamperes
Average Life . . . . .	10000	10 hours

**MAXIMUM RATINGS, Absolute Values**

<b>Peak Anode Voltage</b>		
Forward . . . . .		165 volts
Inverse . . . . .		165 volts
<b>Forward Cathode Current</b>		
Peak . . . . .		40 milliamperes
Average . . . . .		15 milliamperes
Averaging Time . . . . .		1 second
Peak Inverse Anode Current . . . . .		1 milliampere
Ambient Temperature Limits . . . . .		-55 to +85 centigrade

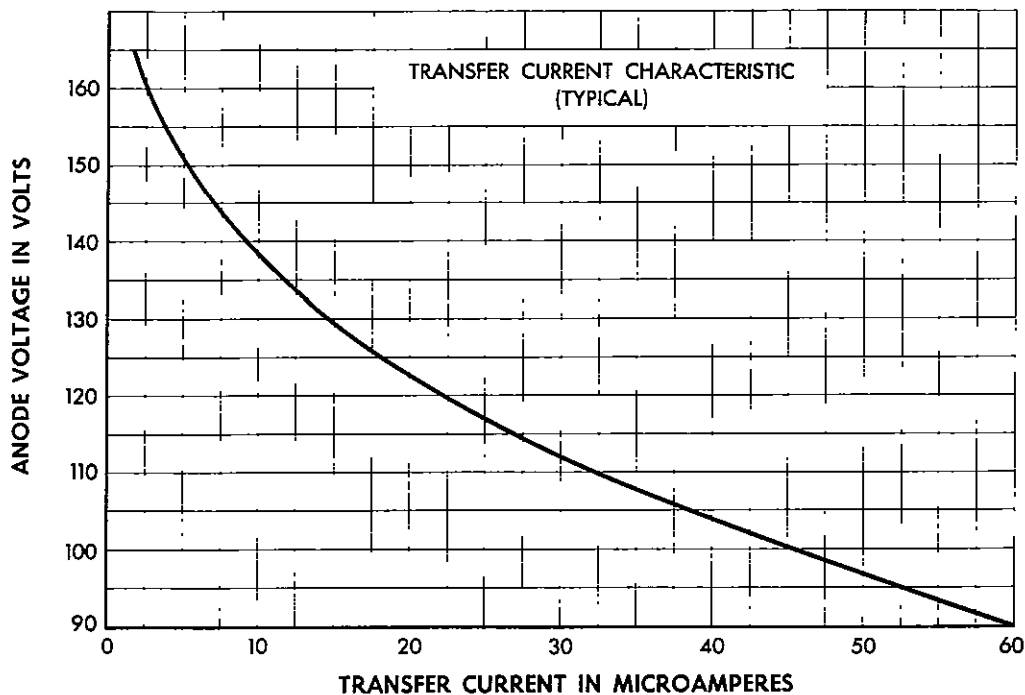
**ELECTRICAL DATA**

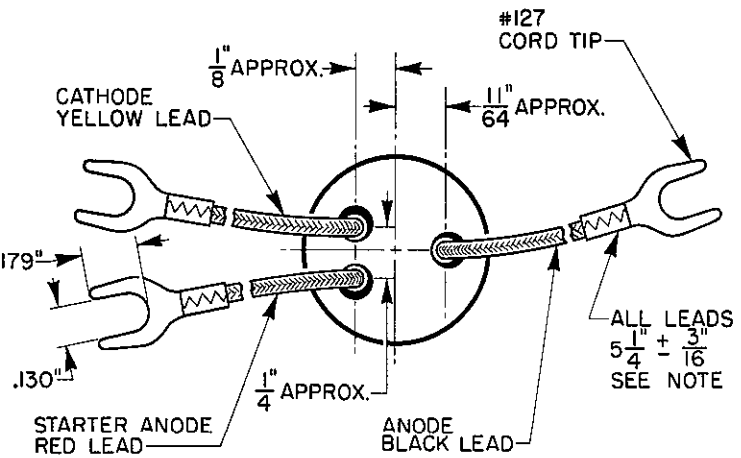
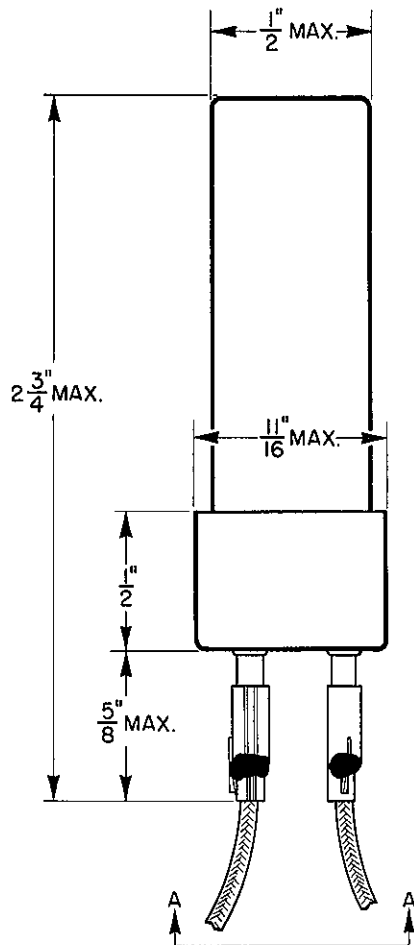
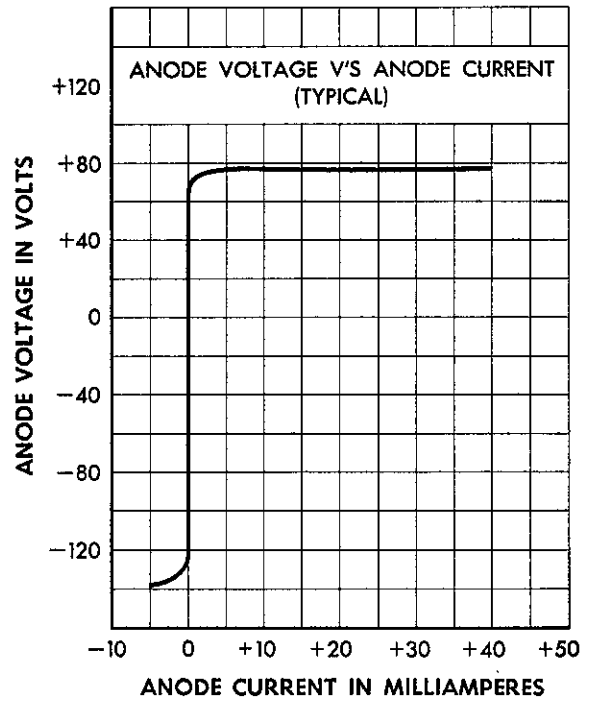
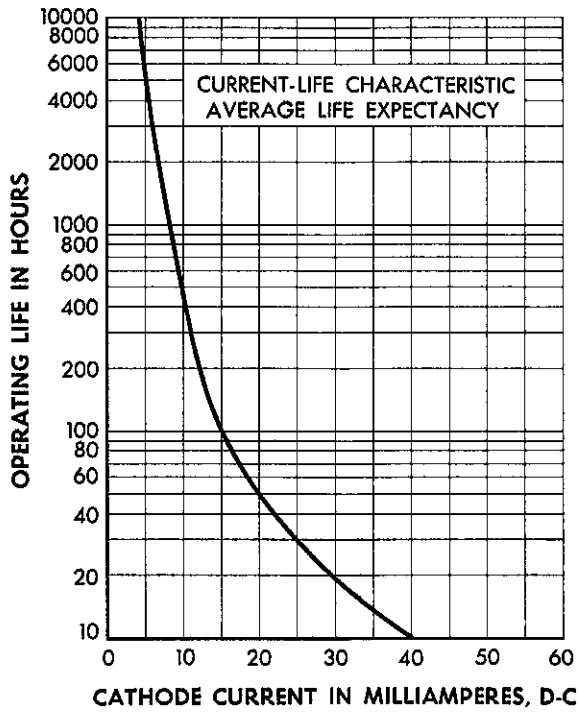
	Min.	Bogey	Max.
Starter Breakdown Voltage* . . . . .	67	75	89 volts
Starter Voltage Drop at 10 milliamperes . . . . .	52	60	74 volts
Anode Voltage Drop at 10 milliamperes . . . . .	66	75	90 volts
Required Transfer Current at 130 Anode Volts (D. C.) . . . . .	50	...	... microamperes
<b>Deionization Time, Approximate</b>			
Starter Gap . . . . .	...	2	... milliseconds
Main Gap . . . . .	...	8	... milliseconds

**MECHANICAL DATA**

Mounting Position . . . . .	Any
Net Weight, Approximate . . . . .	0.4 ounce

\*Limits apply immediately after tube has conducted current. If tube has been idle, these values may be as much as 3 volts higher or lower.





VIEW A-A

NOTE: LEAD LENGTHS SPECIFIED REFER TO LENGTH FROM END OF BASE SHELL TO END OF SPADE.

*Western Electric*

A development of Bell Telephone Laboratories, the research laboratories of the American Telephone and Telegraph Company and the Western Electric Company.