

PENTODE for use as L.F. amplifier and tuning indicator

PENTHODE pour utilisation comme amplificatrice B.F. et indicatrice d'accord

PENTHODE zur Verwendung als N.F. Verstärker mit Abstimmanzeiger

Heating: indirect by A.C. or D.C.;  
parallel or series supply

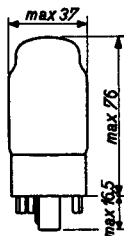
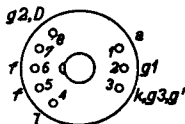
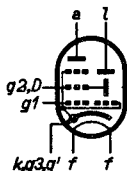
Chauffage: indirect par C.A. ou C.C.;  $V_f = 6,3$  V  
alimentation en parallèle  $I_f = 0,200$  A  
ou en série;

Heizung: indirekt durch Gleich- oder  
Wechselstrom;  
Parallel- oder Serienspeisung

Dimensions in mm

Dimensions en mm

Abmessungen in mm



Capacities  
Capacités  
Kapazitäten

$C_a = 6,6$  pF

$C_{g1} = 6,4$  pF

$C_{ag1} < 0,7$  pF

$C_{g1f} < 0,12$  pF

Operating characteristics  
 Caractéristiques d'utilisation  
 Betriebsdaten

$V_b=V_L$	=	250	V	
$R_a$	=	130	k $\Omega$	
$R_{g2}$	=	350	k $\Omega$	
$R_k$	=	650	$\Omega$	
$V_a$	=	120	172	V
$V_{g2}$	=	30	166	V
$V_{g1}$	=	-1,5	-20	V
$I_a$	=	1,0	0,58	mA
$I_{g2}$	=	0,63	0,26	mA
$I_L$	=	0,65	1	mA
$R_i$	=	0,7	>3	M $\Omega$
$V_o/V_i$	=	80	12	
$d_{tot} (V_o=5V_{eff})$	=	1,5	2	%
$d_{tot} (V_o=3V_{eff})$	=	1	1	%
$\beta$		70°	3°	

Limiting values  
 Caractéristiques limites  
 Grenzdaten

$V_{a_o}$	= max.	550 V
$V_a$	= max.	300 V
$W_a$	= max.	0,4 W
$V_{g2_o}$	= max.	550 V
$V_{g2}$	= max.	300 V
$W_{g2}$	= max.	0,2 W
$V_{L_o}$	= max.	550 V
$V_L$	= max.	300 V
$V_L$	= min.	150 V
$I_k$	= max.	4 mA
$V_{g1} (I_{g1}=+0,3 \mu A)$	= max.	-1,3 V
$R_{g1}$	= max.	3 M $\Omega$
$R_{fk}$	= max.	20 k $\Omega$
$V_{fk}$	= max.	100 V

**PHILIPS**



*Electronic  
Tube*

**HANDBOOK**

<b>page</b>	<b>EFM11 sheet</b>	<b>date</b>
1	1	1948.09.16
2	2	1948.09.16
3	FP	1999.07.04