

Radio Digest

EVERY WEEK

Illustrated

TEN CENTS

REG. U. S. PAT. OFF.

Vol. V

Copyright, 1923
R. D. P. Co. Inc.

SATURDAY, MAY 26, 1923

No. 7

HYPNOTIZE BY AIRPHONE

MENTAL SUGGESTION TRANSMITTED ON AIR

Vishnu, Hypnotist, Predicts Even More Startling Discoveries for Coming Years

By May Teresa Holder

BIRMINGHAM, ALA.—Hypnotized by Radio! To do the "old stuff" in a new way is the quickest road to success, and one of the latest and most unique flings in that direction—Hypnotism by Radio—was given a most thrilling and successful test recently in Birmingham, Alabama. Then it was the second attempt in the history of hypnotism and the second time in the history of Radio. Miss Beatrice Kyle was not only put into hypnotic sleep but was also awakened by Radio when Vishnu the Famous Hypnotist, dozens of blocks away from his subject, transmitted mental suggestion through Radio instruments.

A receiving station was installed on a raised platform in front of the store of a local electric supply company by a former Radio expert of the United States Army, and Miss Kyle was seated in a chair on top of tables which had been placed on the sidewalk, while in another part of the city Vishnu was located in the studio of WSY, the Alabama Power Company's station.

Timidly looking out upon the vast audience which had gathered to witness the wonderful feat, Miss Kyle placed the headset over her ears. Soon the voice of

(Continued on page 2)

NAME BABY BUFFALO ANTENNA AND AERIAL

PHILADELPHIA, PA.—The center of attraction of the hundreds of school children visiting the Philadelphia Zoological Gardens these days, are "Aerial" and "Antenna," new born baby bison. According to C. Emerson Brown, the animals were named with the first two names alphabetically of the Radio catalogue, and the Radio wave will include many more arrivals expected soon.

STATION KPO GIVES FIRST COAST OPERA

"EL RANCHO DEL REY" HAS CAST OF SIXTY

Broadcast Regarded as Success Despite Effect Lost in Lack of Colorful Settings/

SAN FRANCISCO.—A new chapter in the history of Pacific Coast Radio was written recently when station KPO broadcast a complete opera from the studio on the sixth floor of the Hale Bros. department store. This was the first opera to be heard in its entirety from a coast city, and judging by the response from Radiophans all over the country, it was one of the most successful performances ever given to the air by a local station.

Has Cast of Sixty

The work was "El Rancho del Rey," libretto by Evelyn Nells of the San Francisco Call, music by George Bigler of Burlingame, Cal., and was conducted by Pearl Hossack Whitcomb, of San Francisco. The story treats of the early Spanish history of California, and was especially favored by the melodious music and excellent cast. Sixty men and women appeared in the production, and much favorable comment was elicited for the splendid way in which they were handled by Mme. Whitcomb.

Production Considered a Success

It is to be regretted that science has not yet found a means of broadcasting the colorful stage settings, the gorgeous costumes, and beautiful dances that called forth such thunders of applause when the opera appeared locally several weeks ago. However, the production was considered a success as given.

Monitor Control to Be Used Throughout Navy

New System Enables Navy to Handle 800,000 Words Monthly

SAN FRANCISCO.—After a nation-wide tour of inspection of Navy communications, Commander S. E. Hooper, U. S. N., announced recently that he had recommended that the Radio monitor control system, a new method of receiving and transmitting which was originated on the west coast, be installed throughout the Navy service.

In this district all messages under this plan are received at the South San Francisco Naval Radio station and are transmitted by it to the Naval Radio office, which will be operated from the U. S. Appraiser's Building. All outgoing messages will be transmitted to the Mare Island station for sending.

The Naval office will handle between 650,000 and 800,000 words monthly.

Landlord Can't Destroy Tenant's Radio, Ruling

CHICAGO.—Judge Peter Schwaba ruled recently that a Radio aerial in an apartment to the home of the owner and therefore inviolable, so far as the landlord is concerned. The ruling arose out of a case between Fred B. Snell, 2836 Taylor street, and his landlord, John Vekias, 2838 Taylor street. Snell charged that Vekias chopped his aerial down with an ax when he told him he must wait until next day for his rent. Vekias was placed under a \$1,000 peace bond.



Above is a movie strip taken of Blanche Sweet, movie star, when she was in the midst of a program broadcast from Station KHJ. At the top Miss Sweet is listening to where "the big bear leaped at Peter Rabbit." In the center she is saying, "Everyone keep quiet." At the bottom she has just tuned in some static. © Int.

The upper picture here shows Miss Sweet as she has just heard a good joke. In the center she is laughing at that whimsical bit of humorous song "Gallagher and Shean." Of course you can tell what has happened in the last picture—"Jazz, the best yet," the little lady is saying here. Miss Sweet is quite a Radiophan. © Int.

HYPNOTIZE BY AIRPHONE

(Continued from page 1)

Vishnu rang out clearly over the crowd, although he was many blocks distant:

Gives Command to Sleep

"It gives me great pleasure to attempt this strange new feat of hypnotizing a woman by Radio," he said.

At this point the big audience strained every nerve to hear, for being in the open air on the main business street, there were many disturbing noises, and his voice seemed to die away.

"Fix your eyes, Miss Kyle, upon a definite object! Let your mind become concentrated upon the one thought—that of sleep. Put your knees together!"

Miss Kyle became deathly still. She seemed to be getting dazed.

"You will drift off peacefully to sleep—SLEEP!" was heard as the Radio buzzed on.

A little quiver ran through Miss Kyle's body. Her head drooped and her eyes closed slowly as she lurched forward, reminding one of a sleepy little child whom the "Sand Man" was about to get.

From over the long distance Vishnu seemed to mysteriously sense the situation and feel her exigency for him. Quickly from out the Radio horn came his clear commanding tones:

"Let your body become rigid!"

Rushes to Subject

As if by magic, Miss Kyle's body straightened stiffly, every muscle taut. She seemed dead. In this state she was carried by ambulance to be placed on a little white bed which had been arranged in the show window of a large department store several blocks away.

Meanwhile the hypnotist got into a waiting automobile and was hurriedly driven to Miss Kyle's side in order to quickly relax her body before placing her on the bed. Upon his arrival at the show window, bending over Miss Kyle, he examined her condition and only smiled as she relaxed naturally.

"I find being hypnotized by Radio queer," said Miss Kyle the next day after she had been awakened from her long sleep. "However, I was not a bit afraid or nervous. Have you ever waked up from a real sound sleep and felt so drowsy that you would turn over and go right back to sleep? Well, it's just that twixt-and-between feeling I got at first. It seemed like I just must go to sleep. I never knew when I quit hearing Mr. Vishnu talking to me. I just went right off into dream-land. Then, when I was awakened, at first I seemed all confused, as though someone was making a big fuss over me, and then, 'Wake up!' was the first thing I got."

Other Feats More Astonishing Will Come

The hypnotism of Miss Kyle was a striking demonstration of the progress science is making and how hypnotism is keeping pace with it; yet withal, Vishnu declares that the coming years have in store for the ambitious youth discoveries even more numerous and much more astonishing.

"Hypnotism through the air is possible," says Vishnu. "When a subject is once controlled, only the sound of the human voice is needed. If the sound of the human voice can be transmitted by Radio, there is no reason in the world why a subject can not be controlled by Radio, and while hypnotizing a person by Radio is in itself a difficult feat, yet that of waking a subject by the same means is by far the more arduous task."

California Town Plans Loud-Speaker Curfew

Fans Show Fight, Say, "Curfew Shall Not Ring"

SIERRA MADRE, CALIF.—A Radio curfew ordinance is under consideration by the city board of trustees here. Citizens who are uninterested in the ether science have complained to city officials that the noise of neighborhood loud speakers is unbearable and become a nuisance when operated late at night.

The Radiophans of the city are planning to wage a hot fight to prevent any action being taken against their interests.

The law as suggested reads that it shall be an offence to operate any form of loud speaking apparatus after nine o'clock at night.

Radio telephones are to be placed on every fishing vessel of the Norwegian fleet, numbering more than 14,000 ships.

AN EVENING AT HOME WITH THE LISTENER IN

(SEE NOTE BELOW FOR INSTRUCTIONS)

Table with columns: Station and City, Met., Monday, Tuesday, Wednesday, Thursday, Friday, Saturday, Sunday. Lists broadcast times for various stations like CFCA, CKAC, KDKA, etc.

Instructions for Use.—All the hours above are given in Central Standard Time. If your city uses Eastern Time, add one hour to each of the periods stated; if your city uses Mountain Time, subtract one hour; if your city uses Pacific Time, subtract two hours.

CONTENTS

Radio Digest, Illustrated, Volume V, Number 7, published Chicago, Illinois, May 26, 1923. Published weekly by Radio Digest Publishing Company, 123 West Madison Street, Chicago, Illinois.

Table listing contents: All the Live News of Radio (1 to 5), An Evening at Home with the Listener In (2), How About This Crystal? (3), Receiving Record Contest (Complete) (4), Movies in the Home by Radio (5), The Week's Advance Broadcast Programs (6), How to Make One Condenser Flivver Super Set, Part IV—Panel Layout and Wiring, by E. T. Flewelling (7), Directory of Broadcasting Stations (8), Editorials; Indigest; Condensed by Dielectric (10), First Steps for Beginners in Radio, Chapter III—Part II—Pointers About Aerials and Grounds, by Thomas W. Benson (11), "Second Coil on Variocoupler Stator" and Other Kinks (12), Making a Three Tube Reflex De Luxe Receiver, Part IV—Cabinet Mounting, Operation and Conclusion, by H. J. Marx (13), Reviews of Books (14), Questions and Answers (15), Radio Illustrated, a Page of Pictures (16)

Looking Ahead

Do You Want to Know All About Condensers and Inductances? Next week Thomas W. Benson is going to tell about them. It makes no difference how well one may be versed in Radio, there is always some little point that may be hazy.

A Diagram of the New Four-Circuit Tuner will appear in next week's Digest. Want to do DX work this summer?—Then try this out on your antenna.

Characteristic Curves of Recent Designs of Vacuum Tubes will be shown in an article written by H. J. Marx in the June 2 issue of the Digest. This article is prepared particularly for those Radiophans who are critics of good apparatus.

Mr. Flewelling Will Complete His Present Series of Articles next week. If you have followed the series thus far you cannot afford to miss next week's article to complete your files. He will give operating kinks for the One Condenser Super Flivver.

Are You Getting Your Share of Broadcasts under the new wave length allocations? An article on "Loading Coils and How to Raise Your Set's Inductance Values" will be in an early issue.

Your Vacation. You died-in-the-wool Radiophans are going to take a set along, of course! What kind?—Let Radio Digest tell you in a coming issue.

Newsstands Don't Always Have One Left

WHEN YOU WANT

Radio Digest

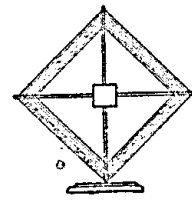
YOU WANT IT!

BE SURE OF YOUR WEEKLY COPY BY SUBSCRIBING NOW

SEND IN THE BLANK TODAY

Subscription form: Publisher Radio Digest, 123 West Madison St., Chicago, Illinois. Please find enclosed check M. O. for Five Dollars (Six, Foreign) for One Year's Subscription to Radio Digest, Illustrated. Name, Address, City, State.

RITTER LOOP AERIAL \$1



All parts supplied; can be assembled in 10 minutes. We guarantee that the Ritter Loop will eliminate lightning troubles. Reduces static, interference and noises from your neighbors' regenerative sets. Come and see the Ritter Loop Assembled. By mail 10c extra.

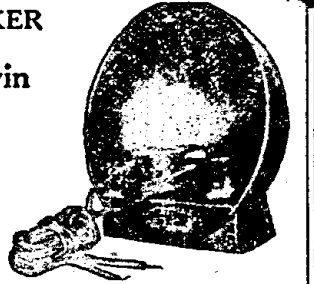
RITTER RADIO CORP.

232 Canal St., near Centre New York

SHELSTONE

LOUD SPEAKER

With Special Nath. Baldwin Type C Headset



Correct in Principle Perfect Results

When you sit back to enjoy the broadcast program, you want perfect reproduction.

The SHELSTONE will give you the program in all its original beauty.

It is built differently to take advantage of the most correct acoustic principles and reproduce music and speech with correctness.

Loud Speaker, complete. \$16.00

Loud Speaker, no phones 4.00

Postpaid

C. O. D. or Cash with Order Dealers Write for Discounts

THE SHELSTONE CO.

70 HALSEY STREET, NEWARK, N. J.



An attractive piece of furniture designed and so constructed to accommodate the Radio set and its entire equipment. With it you make a neat installation of Radio in the home. Its many advantages and moderate cost make it almost indispensable.

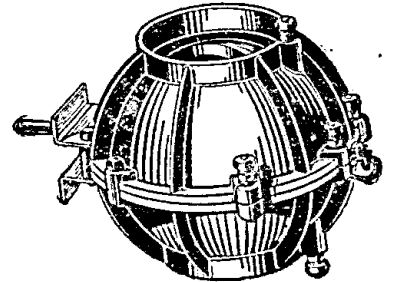
For sale by first class Radio and Furniture Dealers or write

Robbins Woodworking Co.

Dept. C. LIBERTYVILLE, ILLINOIS

Kellogg Radio Equipment

For Better Results



The Kellogg Variometer

The stator and rotor are of Kellogg Bakelite, with properly proportioned windings of well insulated copper wire.

Two terminals are provided for the rotor and three of the stator, permitting the variometer to be used in all known variometer circuits.

Kellogg variometers have no sliding contacts; nothing to wear or short. A spring takes up all play and allows the rotor to turn with a smooth even motion.

No. 501.....Each \$8.00

KELLOGG SWITCHBOARD & SUPPLY COMPANY CHICAGO

"RAILROAD NIGHT" IS BROADCAST BY KHJ

FANS LISTEN IN ON REALISTIC DEPOT NOISES

Traveler's Gossip, Cab Driver's Shouts, Newsboys' Cries, Children's Chatter—All Come In on Ether

LOS ANGELES, CALIF.—Presenting one of the most vivid, realistic and descriptive Radio broadcast programs so far heard on the Pacific Coast, the Radio concert from station KHJ, the Los Angeles Times, broadcast recently, proved to be one of stellar attraction.

"Railroad Night" was the subject and the atmosphere was alive with the associations of railroad life. The setting was the waiting room of the Arcade Station, of the Southern Pacific, in this city, but there was no waiting, everybody rushed headlong into the fun. Mayor Geo. E. Cryer was greeted by the South Pacific Shop Band as he stepped from a figurative train upon his return from vacation and as he passed into the waiting room was cheered by the crowd. The Mayor was there in person and was called upon for a short address.

Have Railroad Band

The Southern Pacific Band, under the baton of conductor L. B. Verweire, composed of accomplished musicians, presented a brilliant concert, including the following: March, from "Tannhauser," by Wagner, the overture "William Tell," by Rossini; "Fackeltanz" (Torch Dance), by Meyerbeer, and the "Star Spangled Banner," arranged by Lieut. John P. Sousa. U. S. N. R. F. Conductor Verweire and members of the band were congratulated for their brilliant performance.

A waiting room to be true to life should have the yowls of an infant, which was there in real life and it exercised its lungs in regular style. A police officer on the scene, to keep order and handle the crowd was enacted by Harry Anderson, who was recommended by Police Chief Louis D. Oaks, and Officer Anderson proved himself in the waiting room.

Youngsters Play Parts Well

Prattling youngsters are required in a waiting room, herein enter, Maxine and Virginia Loomis, the most charming twins in seventeen states; and yet, it is amazing what sensible questions the lassies of 5 years of age may ask. They presented an adorable part in the sketch. Richard Headrick, silver-sheet luminary, age 5 years, was the third party in the juvenile trio.

Others who completed the waiting room scene were: Newsboys who shouted the latest news, taxi drivers who announced their cars ready and peanut vendors who cried out their wares, and as the program was deserving of a ringing tribute the Southern Pacific Company furnished a 200 pound locomotive bell for that purpose.

STATION TO HELP SAVE LIVES ON GREAT LAKES

WGR to Broadcast Weather Information to Seamen Daily

BUFFALO, N. Y.—For the first time an independent Radio broadcasting station will be a factor in saving the lives of those imperiled by violent storms on the Great Lakes and amateur Radiophans can now picture to themselves the scenes on shipboard described in their favorite sea stories when they receive the thrilling news of an approaching storm. This weather information will be broadcast partly in a code of letters and figures by the powerful Federal Telephone & Telegraph company's station WGR at Buffalo, N. Y., at 10:45 a. m. and 10:45 p. m., Eastern time, every day. Interested fans may obtain the key to this code by writing to the weather bureau, Telephone building, Buffalo, N. Y.

GERMANS FIND WAVE TO DOWN AIRPLANES

PARIS.—French aviation investigators in Germany reported today that the Germans have discovered a Radio process which forces airships, however powerful, to land. Serious alarm is felt in French airplane circles at this news, which vitiates every effort in the development of France's chief weapon, aviation. Radio waves of extraordinary potency and of special quality are used to stop the airplane motors.

NEW CUBAN STATION TUNES IN CLEVELAND

HAVANA, CUBA.—The new Cuban Station 6KW, operated by Frank Jones, is now working on a wave length of 315 meters. Mr. Jones recently entertained the whole town of Tuinicu with a Cleveland News Radio concert broadcast from the Union Trust Company's station. A loud speaker was placed in the window of the studio and connected to the receiving set. The entire populace listened to the "wave from Lake Erie" roll in.

HOW ABOUT THIS CRYSTAL?



How would you like a crystal for your set as large as the one the young lady is holding? With the proper equipment one would stand a chance of bringing in some real DX records with it. The crystal is the same as used in Radio work but in the crude form. It is yet to be finished and chipped into smaller bits. ©K. &H.

Loud Speaker Directs Mob Scene of "The Hunchback"

UNIVERSAL CITY, CALIF.—Whispers are directing the huge mobs used in some of the scenes for "The Hunchback of Notre Dame," being filmed here. Wallace Worsley, the director, has not needed to raise his voice above a monotone, yet it is carried to the farthest portions of the seven-acre set.

This feat was made possible only through the great Radio amplifier, just installed by a Radio specialist of the Western Electric company. The installation cost \$7,000, but it saves hundreds of dollars every day and affords complete mob control.

If reception is not as good as usual in damp weather, it is due to faulty aerial insulation.

DO YOU KNOW HOW WGY BROADCASTS?

SERMON PASSES THROUGH FIVE EXCHANGES

Four Microphones Used—Two in Service; Two for Emergency—Use Twenty Mile Line

By W. T. Meenam

SCHENECTADY, N. Y.—Have you ever wondered how a Radio broadcasting station with its fixed equipment manages to send out religious services weekly from churches many miles away from the sending station?

The operating staff of WGY, the Schenectady, N. Y., station of the General Electric Company has so developed church service broadcasting that thousands of letters of appreciation are sent in from far and near. Furthermore, clergymen who were frankly skeptical at first of the value of broadcast religious services and who doubted that the dignity and beauty of these services could be conveyed through the air, now pronounce Radio an invaluable aid.

Amsterdam Service Typical

The installation necessary for broadcasting the service of the Second Presbyterian Church of Amsterdam, N. Y., recently is typical and will give the Radiophan an idea of how it is accomplished.

In the church were four microphones, two of them spares for emergency use. Two were placed at the reading desk to get the words of the clergyman in scripture reading, prayer, sermon and announcements. Two more were hung above and in front of the choir and organ. These microphones or pick-ups were the only evidence to the congregation that the service they were hearing was going out to countless thousands many miles away. There is nothing in the church installation to distract the attention of the congregation from the services.

Operator Stationed in Church

At one side of the church, hidden from view but in a position where he could follow the service was stationed one of the WGY staff who switched the microphones on and off as the service progressed. If the minister was speaking, his microphone was brought into the circuit and the choir microphone was switched off.

Two other operators were situated in an adjoining room where a portable control equipment had been installed. In this room one of the operators controlled the amplification of speech and music. The amplifying outfit consisted of two 5-watt tubes, one 50-watt tube and other necessary apparatus. Sufficient amplification was used to overcome line noise on the twenty miles of telephone wire necessary to carry the electrical oscillations set up in the microphones to the control room of WGY in Schenectady, N. Y. The second operator in the side room was in constant communication by special land wire with the control room at WGY.

Passes Through Five Exchanges

In the control room in Schenectady the church services were again amplified, this time on equipment which consisted of one 5-watt tube and two 50-watt tubes. From this point the electrical oscillations passed to the power apparatus and were impressed on modulator and oscillator tubes going to the antenna and the air.

Between the church in Amsterdam and control apparatus in Schenectady the service passed through three exchanges of the New York Telephone Company, the Amsterdam exchange, the Schenectady exchange and finally the exchange of the General Electric Company.

Aurora Borealis Causes QRM

HARTFORD, CONN.—Presence of Northern lights, or the aurora borealis is believed to have been the cause of the failure of Canadian amateurs to relay a message across the continent during a recent three-day test of the American Amateur Radio Relay League. The aurora has been known before to interfere with transmission.

THE ANTENNA BROTHERS

Spir L. and Lew P.

Ha-wa-ii, Then She Raised "Cane"



RECEIVING RECORD CONTEST

By Contest Editor

THREE hundred and thirty-five records now appear in the complete list. Five new records were added this week. A number of the contestants have been able to hold their own since the last time the entire list was given.

The complete list of records, revised to date, are printed below:

- Station—Miles Away—Who Heard It
ASG—1250, John Kiener, Cleveland, O.
CFAC—1750, Ted Lehman, Ashland, Ky.

- KUY—2100, Roland Smith, Hilo, Hawaii.
KWG—2500, Mrs. A. S. Mawhinney, New York, N. Y.
KWH—2350, C. R. Richtmeyer, Allentown, Pa.

- WGAF—1100, Kenneth Steele, Northumberland, Pa.
WGAK—1400, H. S. Olding, New Glasgow, N. S., Can.
WGAM—1275, H. B. Porter, Lynn, Mass.

- WNJ—2375, B. H. Seydol, Tacoma, Wash.
WAAA—1525, G. F. Cory, New Bedford, Mass.
WQAC—1600, O. P. Klein, Ledue, Alta.

Rival Hand Saw Musicians Entertain WEAY Listeners

HOUSTON, TEX.—Adam Carter, hand saw musician, recently appeared as entertainer for THE Evening Post in a program from WEAY, the Iris theater station.

Subsequent developments brought scores of requests for special selections and repeat numbers on the hand saw. Weber used a special-made phonograph record for accompaniment.

Vernier Var. Condensers COMPLETE WITH KNOB AND 3 IN. RUBBER DIAL

\$5.00 Value 11 plate with 3 plate Vernier.....\$2.00
5.50 Value 19 plate with 3 plate Vernier..... 2.15
6.50 Value 41 plate with 3 plate Vernier..... 2.50

Plain—
3 Plate\$0.75 12 Plate\$1.25
11 Plate98 43 Plate 1.50

Include 5c per item for parcel post.
CHI-CITY-RADIO CO.
945 CRESCENT PLACE, CHICAGO, ILL.

DEALERS!

Distributors for the complete FRESHMAN Line

Write for real discounts

Jobbers Inquiries invited

WERNES & PATCH
159 N. STATE ST., CHICAGO, ILL.

REFLEX Erla Reflex Transformers DEALERS: SEND FOR LITERATURE HUDSON-ROSS 123 W. Madison St. Chicago

Delicate Soldering THE POST SOLDERING IRON Platinum Heating Unit—Interchangeable Tips—Universal Current (Large and Small) ONE-HALF ACTUAL SIZE \$6 Awarded Certificate of Excellency, N. Y. Evening Mail Radio Institute From your Dealer, or write POST ELECTRIC COMPANY (Dept. 509), 30 E. 42nd St., New York



Get a Federal Standard HEAD SET

For every member of the family Add to the pleasure you get out of Radio by permitting all the members of your family to enjoy it at once.

Federal Standard Head Sets are fully Guaranteed. Permanent magnets and a uniform air-gap give just the correct diaphragm action, perfect clarity of tone, and durable efficiency.

Scientific winding and the expert hand-workmanship of master craftsmen give exceptional range and power.

Get these guaranteed head sets from your dealer today and refuse to accept a substitute

Federal Telephone and Telegraph Co. BUFFALO, N. Y.

MOVIES IN THE HOME BY RADIO

"SOON WILL BE PROVEN FACT," SAYS INVENTOR

Inventor of "Pictures by Radio" Machine Working Out Problem

Only One Kink Unsolved

Will Enable Persons in Far Away States to See Inaugural Ceremonies

By L. M. Lamm

"Movies by Radio in the home will soon be an accomplished fact, startling as this may seem, for the only unsolved problem is the speed factor," says C. Francis Jenkins of Washington, D. C., inventor of a machine by which photographs are sent by Radio. Actual demonstrations have been made between Washington and Philadelphia of the practicability of sending these pictures and Mr. Jenkins is now working on perfections of his new idea. Answering the writer's questions, Mr. Jenkins continued:

"When, then, this remaining problem of speed is solved, and it is now being worked out gratifyingly, persons in California or Nebraska or Maine or Florida will be able to see the inaugural ceremonies of their President in the National Capitol on the day of inauguration, or both see and hear grand opera broadcast from any point.

Will Allow Fast Picture Distribution

"Meantime, while this problem is being worked out photographs by Radio will be perfected for useful and speedy service in the distribution of picture news for the daily paper, the news bulletin, the theater and all other subscribers to such service."

The process of broadcasting photographs, Mr. Jenkins explained, consists chiefly in "slicing" the picture to be broadcast into hundreds of perpendicular sections, each about 100th of an inch thick, and in moving the projected image of each section across a so-called photo-electric cell, made of selenium or a similar mineral, whose ability to carry an electric current varies with the intensity of light falling upon it. As each section of the illuminated image is thus drawn across the cell, the dark portions, halftones and light spots formed along the "slice" by the shadows, lights and color variations by the photograph serve to correspondingly decrease, increase or maintain the flow of electric current through the cell.

Substitute for Microphone


Having transformed light variations into electric current, Mr. Jenkins explained, it was a simple matter to substitute this instrument for the microphone mouth-piece of the Radiophone, for the function of the microphone is similar to transform sound variations into current variations.

To reproduce the picture at the receiving station a virtual reversal of the sending process occurs. Two methods have been successfully employed. By the first method, the Radio waves are received over a regular Radio receiving set, the receiver of which, however, is equipped as follows:

On the metal diaphragm of the receiver is mounted a tiny mirror which vibrates with the diaphragm as the Radio oscillations are registered. Focused on the mirror is a strong ray of light, which is reflected through a shutter when the mirror is stationary. As the impulses originating from the sending station start, the mirror oscillates with the diaphragm and the reflected ray also oscillates across the shutter hole. Thus, when the diaphragm is vibrating slowly more light from the ray filters through the aperture than when the vibrations are rapid. The current variations received by Radio are accordingly transformed back to light variations which are registered on a sensitized photographic plate.

Receiver Has "Slicing" Machine Also

It will be seen, however, that these variations as they are received must be reproduced in perpendicular "slices" across the face of the plate in order to build up again the completed picture. Here Mr. Jenkins devised a new type of disc prism, which he has patented, constituting in appearance a circular glass plate, about ten inches in diameter, with a rim beveled to form a prism of spiral shape and of gradually increasing thickness at the edge. As the beam of light from the mirror strikes this revolving prism it is bent along a perpendicular path downward across the plate, repeating this movement



At the left is shown the wonderful complicated mechanism by which pictures are sent through the ether. The four discs are the "Slicer Prisms" and the small driving motor is to the right. Above in circle is C. Francis Jenkins, the inventor

until each section of the original picture, sliced up in a similar way by circular prisms, has been neatly laid down beside its neighbor to form the completed reproduction. The correct horizontal spacing is maintained by a system of like discs, revolving in the sending and receiving stations at the same speed.

Second System Simpler

The second method, just recently developed and the one which, because of its simplicity, probably will be permanently substituted for the former system, consists in sending the Radio current as amplified by the Radio receiving outfit through a specially constructed incandescent electric light bulb, the tiny filament of which is surrounded with hydrogen. About two volts of a storage battery current are conveyed constantly through this filament, so as to produce a red glow in the bulb.

As the varying Radio currents course through, the filament lights up, dies down to produce half tones, and shades. Thus it reflects directly on the plate the varying intensities of light. This method does away with the uncertainty of reflecting mirrors, which are always subject to vibrations likely to distort the reproduction.

Needs Little New Apparatus

It is evident, therefore, that little apparatus is required, in addition to standard Radio equipment, to make the usual receiving set a picture-receiving outfit. The entire adjunct takes up but a small

amount of room and can easily be placed on the library table for operation. A person of constructive inclinations could readily manufacture his own set, providing, of course, he could obtain possession of the disc prisms.

Heretofore, inventors have succeeded in sending etchings by Radio by curving the etchings over a revolving cylinder and passing slowly across the cylinder an electrical contact, which sent out current impulses as it touched the high points of the etching. Never before, Mr. Jenkins says, have photographs themselves been transmitted because of the inability in

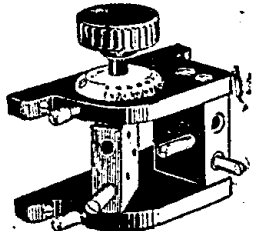
times past to reproduce halftones.

The first distant transmission of photographs by Radio was made by Mr. Jenkins on March 3 when they were sent from the naval Radio station in this city to the receiving station of the Philadelphia Evening Bulletin.

The test was made under the auspices of the North American Newspaper Alliance in the presence of newspaper publishers and scientists. At that time pictures of President Harding, Vice President Cullidge, and Governor Pinchot of Pennsylvania were sent and received very successfully.

ADJUSTABLE COIL MOUNTINGS FOR FLEWELLING CIRCUIT

Triple Coil Mounting.....\$5.00 List
Double Coil Mountings..... 3.50 List



A patented feature locks the coil in place and prevents the coil from being thrown out of adjustment once station is tuned in.

Licensed under U. S. De Forest Pat. 1365170
ASTORLOID MFG. CO., 416 Marcy Ave., Brooklyn, N. Y.

TWO SUPERSENSITIVE CIRCUITS

(Both Copyrighted)
My Highly Improved Rehnartz brings in all important stations on both coasts and Mexican border, loud, clear and without distortion. We dance to music from Atlanta received on one loud Baldwin unit. Build one of these wonderful sets from my blueprints and specifications, price 50c, or with a perfect and complete double wound spiderweb coil, \$3.00 by mail. No other windings used. Photo of my set on a glass panel with every order.

This copyrighted circuit is the most successful of any Rehnartz modification yet produced, and is imitated the most. Thousands are in use.
My W. D. II Circuit is especially designed for use with the "Pickle" tube and brings out the full value of that little tube as no other circuit can. Stations 1000 miles away come in clearly on one tube. This set is small, complete, portable. For the man who wishes the highest efficiency, this is the set to build. Price of blueprint and specifications, 50c, or with complete and perfect windings, \$3.00. Photo of set with every order.
Either set is easy to build, easy to operate. Everything clearly shown.
These high quality silk insulated coils are machine wound on fiber forms. I wind coils to your specifications in lots of 100 or more. Write for prices.
S. A. TWITCHELL
1925 Western Ave. Minneapolis, Minn.



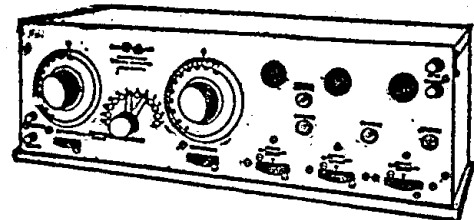
Write for "Musings of Dr. Mu"

It is written:

"A single conversation across the table with a wise man is better than ten years' mere study of books."

The wise man owns a Grebe Receiver — seek his advice and profit by his judgment.

Doctor Mu



Licensed under Armstrong U. S. Pat. No. 1113149

A. H. GREBE & CO., Inc.

Richmond Hill, N. Y.

Western Branch—451 East 3rd St., Los Angeles, Cal.

The Week's Advance Broadcast Programs

Tuesday, May 22

CFCA (Eastern, Daylight Saving, 400), 8:00-9:00 P. M., Musical program, Star Concert Orchestra; Frederick Stanger, tenor; Marnie Roth, violinist.

KFDB (Pacific, 400), 2:00-2:30 P. M., Y. W. C. A. talk, Margaret LeSueur, Sec'y San Francisco Y. W. C. A.

KPO (Pacific, 400), 8:00-10:00 P. M., Chorus, 20 male voices.

KSD (Central, 546), 8:00 P. M., Musical program, Marguerite Wessels, soprano; Adelaldis Blase, Genovio Selbert, violinist; Ruth Haynie, O. R. McHughes, Brittle L. McGee, pianists; Address, "Veterans of the Allies," Capt. Francis L. Tottenham, O. B. E., Royal Navy, Naval Attaché to British Embassy in Washington; Address, "Municipal Opera," Nelson Cunliff, Chairman Executive Committee, Municipal Opera Association of St. Louis.

KYW (Central, Daylight Saving, 447), 8:00-8:58 P. M., Musical program, Bersey Chicago Opera School, Theodore S. Bersey, director; Elsie C. Mellus, Pansy G. Bird, sopranos; Ruth Freeman, pianist; A. E. Brede-meier, tenor; Theodore S. Bersey, baritone.

WBAP (Central, 476), 9:30-10:30 P. M., Concert, Band from Gorman, Tex.

WDAP (Central, Daylight Saving, 390), 10:00 P. M., Musical program by Chicago Fine Arts Conservatory of Music; Jack Chapman's Orchestra.

WDAR (Eastern, Daylight Saving, 395), 11:00 A. M.-1:00 P. M., Organ recital, Stanley Theater; Dinner dance music, Arcadia Cafe Orchestra; 2:00-3:00 P. M., Song recital; 4:30-6:00 P. M., Talk, Betsy Logan on "Affairs of the Heart"; Dream Daddy with little tots; 7:30-8:00 P. M., Dream Daddy with boys and girls.

WFAA (Central, 476), 12:30-1:00 P. M., Address, DeWitt McMurray, editor of The Semi-Weekly Farm News; 8:30-9:30 P. M., Musical program, Mrs. LaRue Nelson and assisting musicians; 11:00-12:00 P. M., Musical program under auspices of Lester Gunst Company.

WFI (Eastern, Daylight Saving, 395), 1:00-2:00 P. M., Dance music, Meyer Davis Bellevue-Stratford Orchestra; 3:00-4:30 P. M., Song and quartet recital; 6:00-7:30 P. M., Dinner music, Meyer Davis Bellevue-Stratford Orchestra; Children's stories, Cousin Sue; 8:00-9:55 P. M., Musical program; 10:10-12:00 P. M., Dance music, Meyer Davis Bellevue-Stratford Orchestra.

WGI (Eastern, Daylight Saving, 360), 3:00 P. M., Amrad Women's Club; 5:00 P. M., "Twilight Tales," Uncle David; 8:30 P. M., Evening program; Business report, Roger W. Babson; Selections, Winchester Laundries' Orchestra; Lecture, Tufts College; Winchester Laundries' Orchestra.

WGR (Eastern, Daylight Saving, 319), 2:00-4:00 P. M., Ampico recital; 7:30 P. M., News Digest; Scientific American Article.

WGY (Eastern, 380), 7:45 P. M., Musical program, Georgia Minstrel Boys; Old Southern Melodies, WGY Orchestra; Darktown humor, Minstrel Boys; "I Wish I Was in Dixie," Male Quartet; Dialogue, William Jackson, Washington Lee; "Georgia Cabin Door," Washington J. Lee, baritone; "Swanee Smiles," "The Heart of Virginia," "Lonesome Mamma Blues," "Orchestra," "My Southern Home," Orchestra; "Black Trash," Minstrel Boys; "Mish Mandy Lee," Tambo Jones, tenor; "Kentucky Babe," "Masses in de Cold Cold Ground," Radio Four; "Hot Time in the Old Town Tonight," Minstrel and Orchestra.

WHAS (Central, 400), 4:00-5:00 P. M., Organ recital, C. Conrad, Alamo Theater; Concert, Mary Anderson Theater Orchestra; 7:30-9:00 P. M., Concert, Charles Meyer Orchestra; Grace Depepe, soprano.

WIP (Eastern, Daylight Saving, 509), 1:00-2:00 P. M., Recital and dinner music; 3:00-4:30 P. M., Short talks; 6:00-7:30 P. M., Dinner dance music; Bedtime stories, Uncle Wip; 8:00-12:00 P. M., Concert, Charlie Kerr's Orchestra in L'Aiglon Cafe.

WLW (Eastern, 360), 10:30 P. M., Musical program, "Burllesque," "Cradle Song," Francis Wolff, cellist; "Le Nil," "Elegie," Mrs. R. Saylor Wright, soprano; Physical culture talk, Dr. C. A. Wulzbach, of Central Y. M. C. A.; "Eloge," "Spring Song," Francis Wolff; "Mother, My Dear," "Dreams," "Darkness," "My Love Is Come to Me," Mrs. Wright; Radio farce, "Fearfully Fat for Forty," A. R. Plough, Louis Koetter; "Scherzo," "Venetian Love Song," Francis Wolff; "Songs My Mother Taught Me," "Homeward," Mrs. Wright.

WMAQ (Central, Daylight Saving, 447), 4:35 P. M., Program, Bush Conservatory of Music; Report, Babson; Talk on "Farm and Garden Society"; "The Way of Business," Henry Walter Graham, humorous reading; Axel Christensen, pianist; 9:15 P. M., Compositions, Mrs. Floy Little Bartlett.

WMC (Central, 500), 8:00 P. M., Concert, Hotel Gayoso Orchestra, Gaspar Papalardo, director; 11:00 P. M., Midnight Frolic.

WOC (Central, 484), 3:30 P. M., Educational talk, A. G. Hinrichs; 5:45 P. M., Chimes concert.

WOO (Eastern, Daylight Saving, 509), 11:00 A. M.-1:00 P. M., Organ recital, Mary E. Vogt; 2:00-3:00 P. M., Song recital; 4:30-6:00 P. M., Organ recital, Mary E. Vogt.

WWJ (Eastern, 580), 8:30 P. M., The Town Crier; Musical program, News Orchestra; Walter Bates, tenor; Edith Pickles, soprano; Harrison Burch, pianist.

WBAP (Central, 476), 9:30-10:30 P. M., Concert, Texas Hotel Orchestra.

WDAR (Eastern, Daylight Saving, 395), 11:00-1:00 P. M., Organ recital, Stanley Theater; Dinner dance music, Arcadia Cafe Orchestra; 2:00-3:00 P. M., Short talks and musical program; 4:30-6:00 P. M., Fashion talk; Dream Daddy with little tots; 7:30-8:00 P. M., Dream daddy with the boys and girls; 8:00-9:55 P. M., Song recital and short talks; 10:10-12:00 P. M., Dance music, Arcadia Cafe Orchestra; Songs by Harry Glyn.

WFAA (Central, 476), 12:30-1:00 P. M., Address, "Practical Education for Young Men," Nathan Powell, principal Powell Training School.

WFI (Eastern, Daylight Saving, 395), 1:00-2:00 P. M., Dinner dance music; Meyer Davis Bellevue-Stratford Orchestra; 3:00-4:30 P. M., Song recital; 6:00-7:30 P. M., Dinner music, Meyer Davis Bellevue-Stratford Orchestra; Children's stories, Cousin Sue.

WOO (Eastern, Daylight Saving, 509), 11:00 A. M.-1:00 P. M., Organ recital, Mary E. Vogt; 2:00-3:00 P. M., Musical program; 4:30-6:00 P. M., Organ recital, Mary E. Vogt; 8:00-12:00 P. M., Musical program.

WWJ (Eastern, 580), 8:30 P. M., The Town Crier; Musical program, News Orchestra; Constance Mattes, soprano; Victor LeBlanc, baritone; Talk, William H. Wetherbee, grand commander Knights Templar.

rauced by J. H. Lowry, editor of Honey Grove Signal; 11:00-12:00 P. M., Musical program under auspices of Will A. Watkin Company.

WFI (Eastern, Daylight Saving, 395), 1:00-2:00 P. M., Dinner dance music, Meyer Davis Bellevue-Stratford Orchestra; 3:00-4:00 P. M., Musical program; 6:00-7:30 P. M., Dinner music, Meyer Davis Bellevue-Stratford Orchestra; Children's stories, Cousin Sue; 8:00-12:00 P. M., Song recital; Dance music, Meyer Davis, Bellevue-Stratford Orchestra.

Thursday, May 24

CFCA (Eastern, Daylight Saving, 400), 8:00-9:00 P. M., Musical program, Star Concert Orchestra; Norma Hermiston, soprano; Harry Adaskin, violinist; 10:00-11:00 P. M., Dance program, Star Orchestra.

What Time Is It?



THE above clock dials are shown to clear up the misunderstanding which the various time bands and the Daylight Saving plan are creating. Although each dial registers time one hour ahead or behind of its neighbor, the exact period indicated on each dial is the same as that on every other. This chart will aid in the use of the advance programs and the schedules in the Radiophone Broadcasting Station Directory, both of which give the hours stated in the particular kind of time in use at each station. Only features are listed in the advance programs below. Much additional data and such parts of station schedules as are regular features week in and week out, will be found in the station directory which appears serially continuously on page eight.

program; Girls' Hour, Eunice L. Randall; Concert, Boston Masonic Club; "Summer," Henry Copley Greene, American Red Cross.

WGR (Eastern, Daylight Saving, 319), 2:00-4:00 P. M., Ampico recital; 7:30 P. M., News Digest; 9:00-11:00 P. M., Musical program, Morris E. Bennett, Buffalo, N. Y.

WHAS (Central, 400), 4:00-5:00 P. M., Concert, Mary Anderson Theater Orchestra; Mildred Schlimer, pianist; 7:30-9:00 P. M., Concert; Alyce Everin, pianist; Mrs. William Corrigan, soprano; Esther Brown, violinist; Bernice Lake, soprano; Oakley H. Kellogg, flute; solos; Maurice Mennen, George A. Resta, clarinetists.

WIP (Eastern, Daylight Saving, 509), 1:00-2:00 P. M., Dinner music; 3:00-4:00 P. M., Short talks and piano recital; 6:00-7:30 P. M., Dinner dance music; Uncle Wip's bedtime stories.

WLW (Eastern, 360), 8:00 P. M., Musical program, "Awake, Sing," Mrs. E. B. Hausfeld; Roger Hill Dance Orchestra; Mrs. Henry Risch, soprano; Henry Risch, violinist; Mabel Moore, accompanist; "Lorely," "In Einem Kuehnen Grunde," "Haldenroslein," Bavarian Male Chorus; Radio drama, "Magda," "Der Lindenbaum," "Es Steht Elner Lind," "Spin-Spin," Bavarian Chorus.

WMAQ (Central, Daylight Saving, 447), 4:35 P. M., Program, Cosmopolitan School of Music and Dramatic Art; 7:00 P. M., Stories, Georene Faulkner; 9:15 P. M., Musical program; Hilda Butler Farr, pianist; Helen Hedges, soprano; Cooper Lawley, tenor.

WOC (Central, 484), 3:30 P. M., Talk, D. K. Kirk; 6:30 P. M., Sandman's visit; 7:00 P. M., Musical program, Erwin Swindell, director; Grace Harper, Gertrude McKinsey, Elsie Dack and Roscoe Williams; 8:00 P. M., Lecture, "Electricity on the Farm," J. S. Kimmel of Delco Light Co.; 10:00 P. M., Musical program, J. Dwight Clark, John McGreevy, Mrs. John McGreevy, Blanch Whitcomb.

KFDB (Pacific, 400), 2:00-2:30 P. M., Talk, Nielsen Laurik, San Francisco Palace of Fine Arts; 2:30-3:00

P. M., Lecture, "The Making of Fine Pottery," Wm. V. Bragdon, Tile Shop of Berkeley; Recital, Mrs. Emily Kauffeld, pianist.

KPO (Pacific, 400), 8:00-10:00 P. M., Organ recital, Gladys Salisbury.

KYW (Central, Daylight Saving, 447), 8:00-8:58 P. M., Musical program, Violet Tait, soprano; Howard Nielson, tenor; Sallie Menkes, accompanist; Harriet G. Allen, contralto; Mildred Kilmer, whistler; Maybell Wells, accompanist; 9:25 P. M., "Twenty Minutes of Good Reading," Rev. C. J. Perlin, S. J., head of Dept. of English, Loyola University.

WBAP (Central, 476), 9:30-10:30 P. M., Concert, Knights Ku Klux Klan, Realm 101, Fort Worth.

WDAR (Eastern, Daylight Saving, 395), 11:00-1:00 P. M., Organ recital, Stanley Theater; Dinner music, Arcadia Cafe Orchestra; 2:00-3:00 P. M., Song recital and piano selections; 4:30-6:00 P. M., Talk, Betsy Logan on "Affairs of the Heart"; Stories for the little tots by Dream Daddy; 7:30-8:00 P. M., Dream Daddy with boys and girls.

WFAA (Central, 476), 12:30-1:00 P. M., Address, "Dealing With Public Utilities," J. W. Everman, Supervisor of Public Utilities of Dallas; 8:30-9:30 P. M., Program by Honey Grove representatives, ar-

The latest and most essential part of an efficient tube set

Variable Resistance Leaks FOR PANEL MOUNTING

Mounted on any panel in a few seconds—2 screws serving as connections behind panel.

Get stations you never heard before
No pencil markings—assure unbroken range of 180 degrees. Clarifies signals—eliminates hissing.

Complete with either .00025 or .0005 mfd. Micron Cond. \$1.00
Without Condenser 75c

At your dealers—otherwise send purchase price and you will be supplied postpaid.

Chas. Freshman Co. Inc.
Radio Condenser Products
106 Seventh Ave. New York

Wednesday, May 23

CFCA (Eastern, Daylight Saving, 400), 8:00-9:00 P. M., Musical program, Star Concert Orchestra; Albert Downing, tenor; H. Saunders, cellist.

KFDB (Pacific, 400), 2:00-2:30 P. M., Talk, "Banking," Officers Mercantile Trust Co.; 2:30-3:00 P. M., Music, lecture; 8:00-10:00 P. M., French music; One-act play in French, professional actors of San Francisco French colony.

KSD (Central, 546), 8:00-9:45 P. M., Musical program, Overture, "Egmont," "The Sawmill River Road," Missouri Concert Orchestra; Organ recital, Stuart Barrie; Vocal specialty, Cliff Nazarro; Band specialty, George Hall and orchestra.

KYW (Central, Daylight Saving, 447), 8:00-8:58 P. M., Musical program, Jessie R. Edwards, soprano; Sallie Menkes, accompanist; Katharine Gorin, pianist; Theodora Beldluns, violinist; Alma Broberg, reader.

WGI (Eastern, Daylight Saving, 360), 5:00 P. M., "Twilight Tales," Uncle David; 6:45 P. M., Evening

ROYALFONE FROM FACTORY TO YOU

Matched tone, sensitive. Adjustable head band, 5 ft. cord. Equal to any 3000 ohm \$8.00 phone. Money back guarantee. If your dealer cannot supply you take advantage of this special offer.

PRICE \$3.75 C. O. D. OR MONEY ORDER

ROYAL ELECTRIC LABORATORY
Orday Bldg. Newark, N. J.

ARTHUR PUDLIN
Variable High Resistance Leak
Guaranteed
unconditionally for
5 Years

Within a period of 5 years, we will at any time replace free of charge any Arthur Pudlin Variable High Resistance Leak not working satisfactory.

PRICE 75c with .00025 Condenser \$1.00
Can be mounted on the panel

We also make **Artmica Condenser** all capacities; price 25c
For sale at all Radio supply stores. If you can not procure our products at your dealer's, send remittance and dealer's name to

ARTHUR PUDLIN
Engineering Co.
1540 Broadway NEW YORK, N. Y.

Spisola Loud Speaker
MADE WITH IMPROVED—LARGER
famous tuned Rhamstine unit built-in. True cabinet type, beautiful mahogany finish. Great volume, superb tone. Guaranteed. Complete with cord, postpaid (C.O.D.) \$12.50

Spisola Mfg. Co., Box 70, Ann Arbor, Mich.

10c

will bring you immediately our 32-page booklet containing complete diagrams and descriptions of Flewelling, Reinartz, Super-Regenerative and other circuits. Information about tubes, hints on construction of sets and other valuable and instructive data for everyone interested in Radio is included.

Our complete line of standard equipment is also illustrated and described—an up-to-date catalog of the newest in Radio at right prices.

FREMONT RADIO SALES CO.
227-229 Fulton St. NEW YORK CITY

Michigan Split-Hair Vernier Dial Adjuster

The Key to Selective Tuning—The Secret of "Michigan" Supremacy

Want to pick up any station at will, in a moment, without hunting all over the map?

A Michigan "Junior" or "Senior" Regenerative Receiver, with the Patented Split-Hair Vernier Dial Adjuster Will Do It

This is only one of many exclusive features of "Michigan" Regenerative Receivers. They are licensed under the Armstrong U.S. Pat. No. 1,113,149 and pending letters pat. No. 807,388, covering the highest development of *Regeneration*—the *only* means to clear, long-distance reception.

When you write, give us the name of your favorite Radio Dealer, as we want to tell him about our *Exclusive M. R. C. Franchise* which will put him in *control* of the whole Radio Situation in his territory.

MICHIGAN RADIO CORPORATION
GRAND RAPIDS, MICHIGAN

How to Make One Condenser Flivver Super Set

Part IV—Panel Layout and Wiring

By E. T. Flewelling

A DISCUSSION of panel arrangement for any Radio set will often bring up some more or less interesting points. For instance, it can be readily seen that an absolutely improper layout might easily result in the failure of the entire set. For a general rule to follow when considering panel layouts, perhaps the idea of progression is the best and certainly is the one that is most generally accepted. Progress with your layout in direct line with the signals that are received. That is, if the signal comes first to the extreme left of the panel, use every care that the layout of your panel does not make this signal repeat its course back and forth until it finally reaches the output point. Start it at the extreme left for the input side and see that the layout is such that it goes to the right or output side in progressive steps as it goes through each individual piece of apparatus, and make each connection as short as possible.

Suitable Layout for Flewelling Set
A panel layout that will comply with these requirements, is given in Figure 1. The output posts are at the extreme left of the panel and the signal will travel through the set progressively until it reaches the extreme right of the panel where the output posts are located.

Because of different types of condensers, inductances, etc., will be used by different builders, no dimensions can be given. It is suggested that you assemble the various parts together, and place them on a flat surface, such as a table top, following the arrangement pictured.

quickly that the work is done before harm can come to the other parts. Use a very small amount of soldering paste or flux, also of solder, and heat the joint just to the point where the solder flows quickly through the joint then remove the iron immediately. Because you have arranged for your panel to be in an upright self-supporting position you will find this work very interesting due to the fact that both hands may be used exclusively for soldering.

Systematic Wiring
Like everything else the wiring of a Radio set is best done if a system of some kind is followed. Without a systematic method of wiring one is apt to become confused as they carry out the diagram. Lots of folks start out bravely with even such a simple diagram as ours, and find out later that their set does not work because they have forgotten one little connection.

The more experienced worker always divides his diagram into separate parts, is thus able to wire one simple section correctly, and having done this goes on from one section to the other until he finds his work completed, and completed correctly.

Doing Work in Sections
In line with the above let me suggest a suitable division of the sections of a Radio set. If it is followed, I believe that you will be much pleased with your results. When you start to wire your set forget for the moment, every other part of it but the filament lighting circuit with its socket, rheostat, etc. Complete this circuit first and having done so, insert the

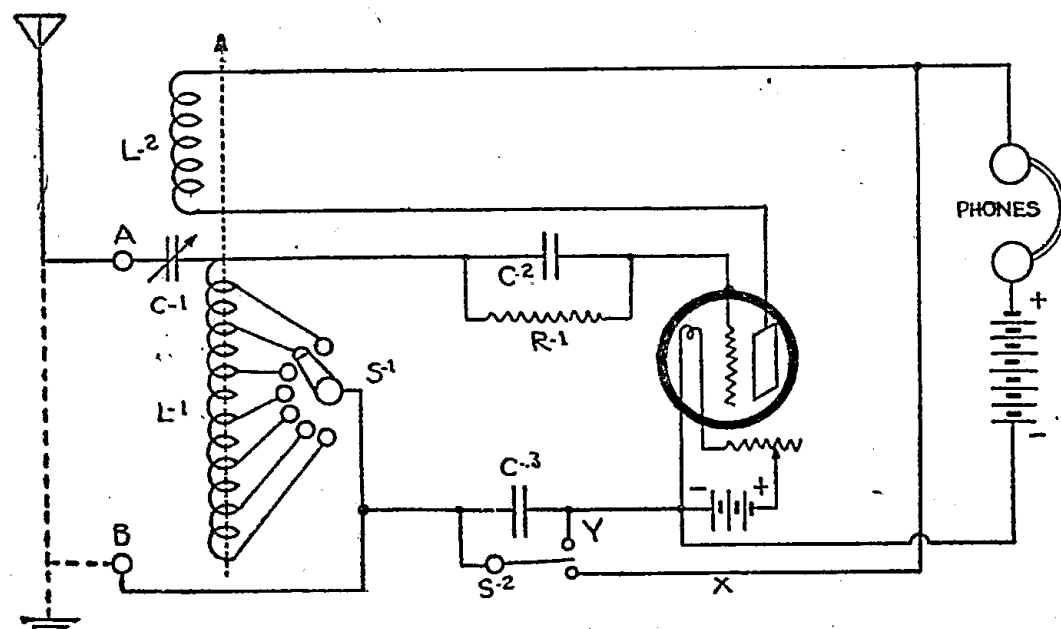
and to the positive filament post of the socket.

Plate Circuit

If this scheme is followed you may go on to the wiring of the plate circuit with the feeling that you have nothing to do

point that is most convenient for the individual builder.

If a panel mounting type grid leak is used the builder can place it on the panel according to the particular make of leak used. No two makes are identical so that



Wiring Diagram for One Condenser Circuit

but get that one remaining circuit right, and that your receiver is correct so far. Detailed directions for the plate circuit wiring are not considered necessary and I would only suggest that you leave the connection marked X until the last and run this connection from the remaining point of the 2-point switch to the most convenient point between the phones and the tickler coil, using great care that you make the connection exactly as shown on the diagram. This is the most critical point about the set, hence the caution.

This completes the panel layout and wiring instructions for the set and if directions have been carefully followed out should result in a good clean cut piece of Radio receiving apparatus of an up to the minute type.

Suitable Cabinet

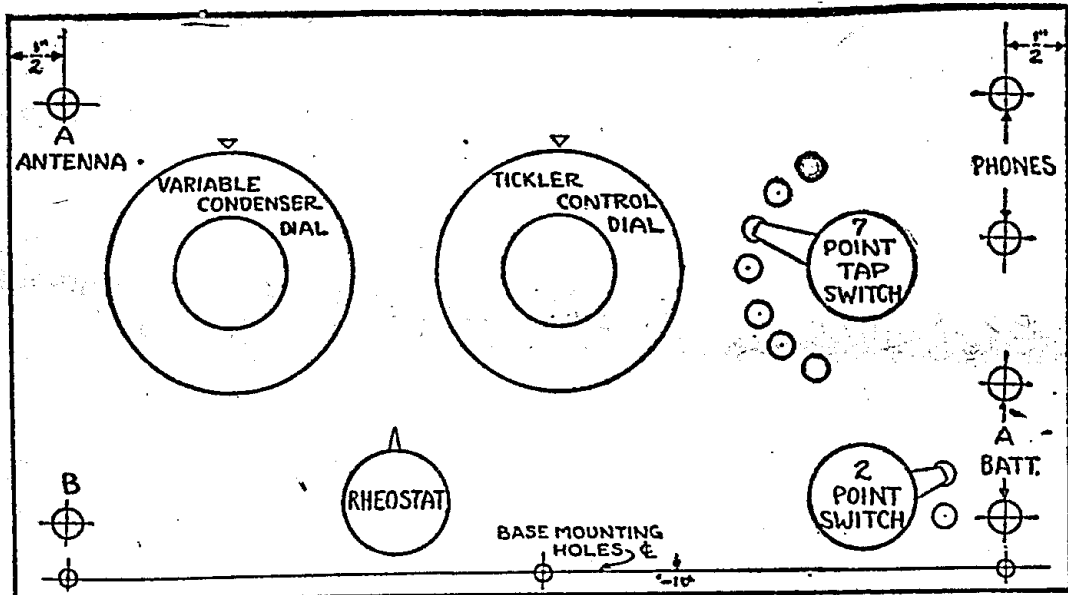
The matter of a suitable cabinet for such a set must of course be left to the individual. Most cabinets are recessed to receive the panel flush with the front of the cabinet. That is the reason for mounting the panel on a base board that was slightly shorter than the panel. The board cannot interfere then with the sides of any cabinet that is used, when the panel and set are mounted.

Note also that on the right or output side of the panel are binding posts for the phones and also for the filament battery. This enables us to carry on to an amplifier if we wish. For this reason connections to the B battery have been left to be made from the back of the set at a

this point must be left to the maker. For the convenience of those who wish to follow the diagram with this article, last week's wiring diagram is again shown in this issue with some changes the writer deemed advisable.

(TO BE CONTINUED.)

The night range of sending and receiving stations is much greater than the daylight range. Do not expect to hear stations a great distance away in the daytime.



Flewelling One Condenser Super Panel Layout

This will enable you to determine the spacing required for the parts and from this you can decide upon the size of the panel needed to accommodate the parts that you are using. Secure the proper sized panel and a piece of copper shielding of the same size, mark the panel for the various holes, then have the copper shielding held firmly under it so both shield and panel are drilled at one operation. When the drilling is finished there will be several holes in the shield that it will be necessary to enlarge so that no short circuits will occur between the instrument shafts and the shielding. Note the three holes on the bottom line of the panel, and the holes for the 2-point switch.

The holes for the switch should be spaced far enough apart so that when the switch is thrown from one point to the other that the two points are not connected together by the switch blade and thus short circuit the B battery. The holes in the bottom line of the panel are to be used for screws to mount the panel in an upright position on the edge of a suitable board referred to in a previous article.

The panel and shielding should now be lined up with each other and fastened to the base board. It is then in good solid and convenient position for mounting the various parts.

Mounting the Parts

Mount the parts on the panel and watch carefully that the shafts and parts do not touch the shield as you mount each separate piece. If this is cared for at this time you will not have to tear your set down later to remove a troublesome ground or short circuit.

Your next work is to make the various connections and it is quite important to put the best efforts on this part of the construction. Let me say a word about soldering. All parts to be soldered must be very clean, always use copper soldering clips at the points of connection. Do not attempt to solder direct to a binding post or other heavy metallic point unless you are an adept at the art. The heavier points must, for correct soldering, be brought to a high heat and the time required to do this may result in injury to the fiber or other parts. A small copper clip reaches this high point of heat so

tube in the socket, connect the battery and you can immediately see whether or not this circuit is correct. If it is, proceed to the next part of the diagram.

The grid circuit or the part of the diagram to the left of the tube is usually the best part to work on second. Start this section by connecting the antenna post A to one side of the variable condenser C-1, and connect the other side of the condenser C-1 to the top point or beginning of the tuning inductance L-1.

Stop now and connect the taps of the inductance to their respective points, on the panel switch. This is best done by mounting the coil on the board first. The switch points are all ready in place on the panel so that if a wire is soldered to each switch point and left long enough, all that we have to do is to pull the wire over to its correct tap on the inductance and solder it there. This results in short, clean-cut taps on the inductance. We can now go on with the rest of the circuit.

Finishing the Circuit

Carrying along the signal's path, connect the top point of the inductance to the grid leak and condenser and then from the other side of the leak and condenser go to the grid post of the tube. Be sure that these connections are as short as possible.

The next thing the program calls for is to complete the grid circuit wiring by connecting the inductance tap switch arm to the .006 mfd. condenser and the arm of the 2-point switch S-1, and finish the grid circuit by connecting the .006 mfd. condenser to both the switch contact of S-2

**GOLD-GRAIN
CRYSTAL DETECTORS**

DEALERS—New List
Attractive Discounts

HUDSON-ROSS
123 W. Madison St. Chicago

House of David Catwhisker

Will Make Your Set DX Like a Brass Band. Instantly applied to all style detectors with your bare fingers

25c Guaranteed 25c

SOME MEOW!

JAYNIXON LABORATORY
57 Dey Street New York City

DON'T PASS THIS-BUY

World Radio Batteries
SAVE YOU 50%
WRITTEN 2YR GUAR

Every World User is a Booster
WRITTEN 2 YEAR GUARANTEE

Because you deal direct with a manufacturer who is responsible for the performance and quality of the Battery.

World-Radio-Batteries

- 6 Volts—40 Amps., \$8.50
- 6 Volts—80 Amps., \$12.50
- 6 Volts—60 Amps., \$10.00
- 6 Volts—100 Amps., \$14.50
- 6 Volts \$16.00 120 Amps.

Full Rating Guaranteed
MAIL YOUR ORDER TODAY. WE SHIP EXPRESS, C. O. D. SUBJECT TO INSPECTION, OR WILL ALLOW 5% FOR CASH WITH ORDER. ALL ORDERS SHIPPED SAME DAY AS RECEIVED.
WORLD BATTERY COMPANY,
60 E. Roosevelt Rd., Dept. L, Chicago, Ill.

How to Make a Flewelling Receiver

BLUE PRINTS

for the construction of a Flewelling Receiving Unit and two step amplifier.

ALL DETAILS FOR ASSEMBLY


Description of apparatus and accessories and details of tuning.

**CABINET DIMENSIONS
PANEL LAYOUTS
LIST OF PARTS**

Send only money orders—no checks or stamps. Coins at your own risk.

Book Department

Radio Digest
123 W. Madison St., Chicago, Ill.



only 50c

STATION SCHEDULES

(Continued from page 8)

WRAH, Providence, R. I. 360 meters. Stanley N. Head.
WRAK, Escanaba, Mich. 360 meters. Economy Light Co.
WRAL, St. Croix Falls, Wis. 248 meters. Northern States Power Co.
WRAM, Galesburg, Ill. 360 meters. 200 ml. Lombard College.
WRAO, Waterloo, Ia. 360 meters. 100 ml. Black Hawk Electrical Co.
WRAP, Yellow Springs, O. 360 meters. Antioch College.
WRAV, Yellow Springs, O. 360 meters. Antioch College.
WRAW, Scranton, Pa. 360 meters. 100 ml. Radio Sales Corp.
WRB, Danbury, Conn. 360 meters. 200 ml. City of Danbury.
WRB, Danbury, Conn. 360 meters. 200 ml. City of Danbury.
WRB, Danbury, Conn. 360 meters. 200 ml. City of Danbury.

WBAW (Central, 360), 7:15 P. M., Lecture, "Care of Milk and Cream on the Farm," B. C. Manhart.
WBAP (Central, 476), 9:30-10:30 P. M., Concert. Texas Christian University, Ft. Worth.
WBAE (Eastern, Daylight Saving, 395), 11:00 A. M.-1:00 P. M., Organ recital, Stanley Theater: Dinner dance music, Arcadia Cafe Orchestra.
WBAF (Eastern, Daylight Saving, 509), 11:00 A. M.-1:00 P. M., Organ recital, Stanley Theater: Dinner dance music, Arcadia Cafe Orchestra.

Musical program; S. J. Cassell, tenor: 9:15 P. M., Maywood Temple Band.
WOC (Central, 484), 3:30 P. M., Talk, C. C. Hall; 7:00 P. M., Musical program, Apollo Mandolin Club; Henry Dismar, Louis Crowder; 9:30 P. M., Dance program, P. S. C. Orchestra.

Sunday, May 27

KPD (Pacific, 400), 11:00-12:15 P. M., Organ recital, Gladys Salisbury.
WBAP (Central, 476), 11:00 A. M.-12:15 P. M., Church services, First Methodist Church, Rev. J. W. Bergin, pastor; Will Foster, organist.
WDAF (Central, Daylight Saving, 390), 9:15 P. M., Henry Selinger and Drake Concert. Ensemble: two soloists from University of Chicago Band.

Monday, May 28

KFDB (Pacific, 400), 2:00-2:30 P. M., Mrs. Lucille Strawn, "Detective and Mystery Stories" and "Sleuthing for Odd Books," Paul Elder Book Store.

WBAW (Central, 360), 7:15 P. M., Lecture, "Care of Furniture and Cabinet Woods," Prof. R. B. Trueblood.
WBAP (Central, 476), 9:30-10:30 P. M., Concert. First Presbyterian Church Orchestra.
WBAE (Eastern, Daylight Saving, 395), 11:00-1:00 P. M., Organ recital, Stanley Theater: Dinner dance music, Arcadia Cafe Orchestra.
WBAF (Eastern, Daylight Saving, 509), 11:00 A. M.-1:00 P. M., Organ recital, Stanley Theater: Dinner dance music, Arcadia Cafe Orchestra.

U. S. Navy Tubes, \$5.25

Table with 2 columns: List Price and Our Price. Includes items like UV-201-A Tubes, UV-200 Tube, UV-199 Tube (Dry Cell), etc.

ADVANCE PROGRAMS

(Continued from page 4)

WIP (Eastern, Daylight Saving, 509), 1:00-2:00 P. M., Dinner music: 3:00-4:00 P. M., Song recital: 5:00-7:30 P. M., Dance music.
WIP (Eastern, Daylight Saving, 509), 1:00-2:00 P. M., Dinner music: 3:00-4:00 P. M., Song recital: 5:00-7:30 P. M., Dance music.
WIP (Eastern, Daylight Saving, 509), 1:00-2:00 P. M., Dinner music: 3:00-4:00 P. M., Song recital: 5:00-7:30 P. M., Dance music.

Saturday, May 26

CFCF (Eastern, Daylight Saving, 400), 8:00-9:00 P. M., Musical program, Star Orchestra; Violin solos, Mannie Roth, Harry Adaskin; Rupert Lucas, baritone.
KFDB (Pacific, 400), 2:00-2:30 P. M., Lecture, Dr. Jau Dou Ball, "Juvenile Delinquency," 2:30-3:30 P. M., Music.
KPD (Pacific, 400), 8:00-10:00 P. M., Entertainment, Elks Lodge 522, Santa Cruz.
KSD (Central, 546), 8:00-9:45 P. M., Musical program, Stuart Barrie, organist; Isadore Cohen's Concert Orchestra and vocal selections.

Friday, May 25

CFCF (Eastern, Daylight Saving, 400), 8:00-9:00 P. M., Musical program, Star Orchestra; Meza Deaton, soprano; W. Woods, cornetist.
KFDB (Pacific, 400), 2:00-2:30 P. M., Talk, "Growth of Bones," Dr. A. D. Fisher; 2:30-3:00 P. M., Lecture, "Health," San Francisco Tuberculosis Assn.; 3:00-4:00 P. M., Concert, Lyric Trio of Berkeley.
KSD (Central, 546), 8:00-9:45 P. M., Musical program, Michel Guskoff, violinist; Larry Conley, trombonist; Arthur L. Ott, organist; Gene Rodemich's Orchestra.

Crystal Fans Wake Up

Advertisement for Crystal Fans Wake Up, featuring a vacuum tube and the text 'The Vacuum Tube's Only Rival'.

Large advertisement for Radio Supply Stores, featuring 'THE LARGEST RADIO STORE IN AMERICA' and 'BUY HERE FOR LESS'. Includes a detailed price list for various radio parts and components.

Radio Digest Illustrated

REG. U. S. PAT. OFF.

Published by the Radio Digest Publishing Company, Inc.
123 West Madison Street
Telephone State 4844-4845
Chicago, Illinois

E. C. RAYNER, Publisher
Chas. F. Smisor, Editor
Harry J. Marx, Technical Editor

Eastern Representative, Jacob Miller, Times Bldg., Times Square,
New York; Telephone Bryant 4909

Pacific Coast Representatives
E. J. Wood, 251 Kearney St., San Francisco
Telephone Kearney 1472
H. M. Morris, 417 Western Mutual Life Building, Los Angeles
Telephone 12011

58

PUBLISHED WEEKLY

SUBSCRIPTION RATES
Yearly.....\$5.00 Foreign.....\$6.00
Single Copies, 10 Cents

Vol. V Chicago, Saturday, May 26, 1923 No. 7

Better Outlook for Summer Distribution of Stations Helps Reception

SUMMER is approaching, and likewise as a result a general decrease in broadcasting reception range. However, the outlook for the coming summer to the Radiophans is a great deal better than it was at this time last year.

Jazz for Vacationists

Hosts of Tourists Will Carry Sets on Trips

SOME few people seem to think that because they can go to shore or mountain the stay-at-home has no form of amusement, forgetting entirely Radio, probably the most popular of all forms of amusement yet devised. Likewise, these same shore or mountain vacationists are missing a lot of good things that are broadcast from every part of this country. As a matter of fact, there are any number of thousands of vacationists who carry their sets with them, erecting an aerial at the vacation point.

Campers, automobilists on tour, canoe tourists and others will take along sets and trade in Radio equipment should not fall off so appreciably as it is fallaciously predicted that it will every year. Most vacationers, and especially those who go to places other than the big resorts, are literally snatched away from a jazz point, and something must be provided to fill the aching void. The Radio receiving set does the trick.

Just a Little Thoughtlessness

Spark Stations Should Use Discretion

IN A CERTAIN section of a city in the northwest owners of Radio receiving sets have a great deal of trouble with interference from a spark set in the neighborhood that paralyzes all reception. Is this the case with you in your city? It stands to reason we all have the same trouble. Just about the time you get the set working on a very fine selection, then all of a sudden the sender of a spark station near you fills the air with a carrier wave that drowns out any reception coming in.

It is not believed that anyone is mean enough to purposely do this when aware of the results. The ones doing this are not versed in Radio, but are usually some beginner that does not know of the offense.

Everyone interested in Radio should get together for the benefit of the game. The amateur has his rights and they should be, and are, respected. The beginner should respect the rights and privileges of his brother amateurs and broadcast receivers and not give all the amateurs a "black eye" because of his thoughtlessness.

About the Copyright Situation

The Independent Station May Be Driven Out

THE long fight for the amendment of our copyright laws may be hastened considerably by the present difficulty encountered in the broadcasting of Radio music.

Action on the part of the Society of Authors, Composers and publishers, in stopping broadcasting stations from transmitting music within their control, has brought on such severe criticism and objections by broadcasters generally, that this may result in a demand for a change in our copyright laws for the benefit of broadcasters and Radio listeners.

So far as the great Radio audience and public opinion is concerned this action will react very unfavorably. It is said the copyright group controls about 95 per cent of copyrighted music and musical productions in the United States.

It is needless to say that if action taken holds good it will drive out many independent stations that should be encouraged as a bulwark against a possible monopoly of Radio broadcasting in the future.

No one wants to deprive an author, composer or publisher of the fruits of his labor. He has a right to ask returns on his copyrights, but Congress, in establishing a copyright law, had in mind protection, not extortion. The moment such a right, conferred by the American people, is used as a weapon of monopoly and aggression against them, then the American people have it in their power to take away this right, and they certainly will, through their Congress, take such action.

RADIO INDI-GEST

CASH COPPER CONTEST AWAKES KEEN INTEREST OF RADIOKNUTS

The big \$500,000,000,000.19 Cash Copper Contest has brought in a flood of mail that it has been impossible to open and read it all to date. Every day brings in new papers on the Stebbin's Sooper Degenerative. The papers are coming in thick and fast so if you intend to enter the contest MAIL YOUR PAPER OR DRAWING AT ONCE!

—There is still time to get in.
Parts of the vast number of letters and telegrams are:
"Inclosed find my drawing and paper. Where is the first prize?" —Imp.

"If I win the first prize I shall use the money to buy a new set of switch points." —Nutz.

"It is so sweet of you, Indi, to enable me to have the chance to assume such wealth. Paper under separate cover." —Lotta Static.

"Have never built a Stebbin's set (thankgod) but am sending in my paper on how I did it." —Lillian G.

"Can I bribe judges with A. R. R. L. hootch to award me first prize." —Spider Webb.

"Am sending drawings by wire." —Polly W.

"It is such a jolly contest, old thing. Am sending my bally drawings by the silly letter vender." —Alagonquin Tonsils III.

"Am holding my paper until I find out if you have enough to pay prizes. Looking you up in Bradstreet." —LaVerne C.

"Inclosed please find my paper. Mail check for first prize to me at once." —Q. R. M.

"My husband wishes me to inform you that he is too occupied with compiling his data and transcribing statistics for his contest paper to write himself. It is his sincere wish that you be so exceedingly kind as to hold the contest open until he has the requisite time in which to complete his work. I am,
Most cordially,
Mrs. Ezra Hecht.

A RADIO NIGHT

I was seated alone by my tube set,
Weary from loss of sleep,
My fingers o'er the dials wandered,
The stations were hard to keep,
The constant whistle and howling,
Shrieked through my throbbing head,
I tried to tune in till disgusted,
I thought of my cozy bed,
But the lure of the game was upon me,
I'm an ardent Radiophan,
When you once get the bug you can't shake it,
Try as hard as ever you can,
So I staid with my set and I coaxed it,
I'm a Radioknut, you guessed right,
At last it worked fine and I listened,
While the Night Hawk Club signed off "Goodnight!"
—MAC.

Another Satisfied Customer

Dear Endy: I houked-up the lem' stebbin's souper circuit & busted the detector fust thing. After getting the blamed thing all set the fust thing i recei'ed wuz h-1 frum my wife acct. spilling contents uv detector over carput. It rely wurked betur than i xpectud.
—Ezra hecht.

Thanx!

Dear Indi: I am inclosing a Radioknut kink which has proved a hum-dinger, hope it works as well by those that try it. Am inclosing a dollar (\$) for same. Thanx,
—Spark Coil.

P. S.—I find that I have lost the kink and can not think what it was. Am closing the dollar (\$) anyhow. Thanx,
—S. C.

We Don't Know—Yes—You Are In, Go Ahead!

Indigest, Sir: Who are they and how do they do it?—Polly W. and Lillian G. . . . I have written somewhere about sixty contribs to your column and I never can get in—I ask you, is it fair? Yet these above two are always making the column. If I do not get in pretty soon I am just going to get mad and stop sending 'em in.
—Jackie.

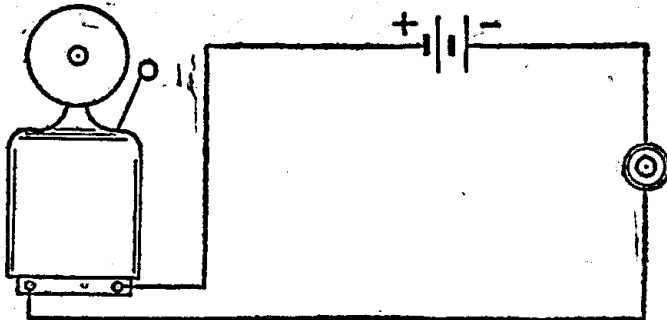
There Ain't No Sech Critter

Dear Indigest: Local dime store is offering new aerial wire that "takes all the static out of the air." Any fans not receiving their full share of static should get the new type aerial.
—Clinton, Iowa.

QUESTIONS AND ANSWERS

Dear Indi: Last week I tuned in a station that opened their broadcast with the ringing of a bell. I have been unable to get them any more, though I have tried hard. I think the trouble is in my set so will you give me a hook-up of a circuit that will enable me to hear the bell?
—Spider Webb.

A.—Sure. A very good circuit for this purpose is shown below.



Dear Indi: I am very seriously annoyed by the spark amateur in the next block. I can not hear any broadcast programs for his constant sending. How can I stop him?
—R. E. Ostat.

A.—Get sawed off shotgun (commonly known as riot, or scatter-gun), load with washers, screws, ten penny nails and heavy charge of black powder. Point gun at amateur and pull trigger with quick motion of index finger. If this does not bring desired results, tell him we shall write him a letter and severely reprimand him for his ungentlemanly conduct.

Looking Ahead

The Great \$500,000,000,000.19 Cash Copper Contest is rapidly drawing to a close. There is a lot of work yet to be done by the judges, opening and sorting the papers. So there is still time for you to sneak in your drawing or paper. If you have not entered the contest—Do So At Once! Watch INDIGEST for awards of prizes. Get INDIGEST from your most handsome newsdealer—10c.

THE RADIO REVIEW 1923



Condensed

By DIELECTRIC

The owners of Station WJZ, well known all over the world, are about ready to move into their new studios in the Aeolian building in New York city. It is understood that here the artists who appear in Aeolian Hall may have their concerts broadcast through this station, and some of the greatest musicians appear there. Two wavelengths will be used so that varied types of programs may be broadcast at one time.

To many who have had the joy of working out problems in algebra the talks from Station WOR may prove of little interest. On the other hand, they may be the very ones who wish to refresh their minds on the subject. But to any desiring some knowledge of the subject, they have only to tune in the station and listen to a very simple explanation of the rules and application of this branch of mathematics.

The Irish, that is those in Dublin, will have a modern Radio station erected in their midst to be patterned after the Eiffel tower in Paris. It is to be a government operated station and will broadcast market reports, weather forecasts and news for the benefit of towns in the provinces. Providing the station is sufficiently powerful, we may yet hear the innumerable disputes between Irishmen in place of reading about them.

For a while at least we shall find it rather hard to think in kilocycles instead of meters; however, if the improved broadcasting service becomes all that is expected of it, then the matter will be quite easy. When QRM is rampant the meter of a station is seldom referred to. It's generally a more profane part of the transmitter to which attention is given. In order to secure the greatest good from the new ruling it will be very necessary for the stations to stick to their assigned kilocycles.

In Ohio the state Federation of Women's Clubs devoted a week to increasing the interest in gardening, including landscaping. Of course, they made use of the time-honored custom of broadcasting through the columns of the press, also the newer medium—the movies, and then wisely chose to avail themselves of Radio. Many a person will linger long enough at the dials to be told of a thing that he never would take time to read.

It may be recalled that prior to removal one column nearer to passing off the last page of Radio Digest, I mentioned the good one could do in supply Radio receiving sets to leper colonies. Whether the gentleman in New York got his inspiration from my suggestion or not is immaterial; at any rate, he contributed one hundred dollars toward a set to be installed in the leper colony in Porto Rico. Now, you healthy fans, who will be the next?

The Army Radio experts are working all the time to increase the efficiency of mechanical code reception. They have so far succeeded in sending one hundred words a minute by use of certain mechanism and a reception speed of sixty-five words a minute. That seems like saving considerable time at both ends, yet they expect to be able to mechanically copy the messages as received visually as well as by ear. Thus saving even more time.

While the season of Grand Opera in this country is over, Cuba is just beginning hers. On the opening night of the San Carlo company in Havana the opera of "The Barber of Seville" was broadcast and many in the United States were able to listen to the entire performance produced by several of the world's noted artists. Station PWX had the honor of sending out the first opera ever broadcast from Cuba. Future opera broadcasts will be anticipated with pleasure by those capable of tuning in this station.

First Steps for Beginners in Radio

Chapter III, Part II—Pointers About Aerials and Grounds

By Thomas W. Benson, A. M. I. R. E.

AS STATED in the first part about aerials either the capacity or the inductance in the tuned primary circuit of a receiving set may be made large enough to serve as an efficient collector for radio waves. Having dealt with the form of aerial in which the capacity is large we may now consider cases where the inductance acts as the energy collector.

Briefly then, a loop aerial, disguise it as you will, is simply an oversize tuning inductance but since it is usually limited to a comparatively few feet on a side it does not pick up as much energy as the outdoor aerial. It might be said to be loosely coupled to the wave and therein lies its greater selectivity aside from its directional properties. As a matter of fact when a loop is used it is not necessary to employ any coupling device for tuning, the usual practice being to simply connect a condenser across the loop for tuning.

Selectivity of Loop

The selectivity of a loop aerial might be better understood from Figure 10. Here is shown the usual type of outdoor aerial connected to the stator of a variometer or similar tuning device. Placed in inductive relation to the stator is the rotor connected to the detecting and amplifying apparatus. Now it will be clear that only part of the energy flowing in the aerial circuit is transferred to the secondary circuit.

We can control the degree of coupling between the two circuits and thus select the particular wave energy we wish. The circuits are said to be loosely coupled.

Now consider the loop aerial where, instead of bringing in a comparatively large amount of energy and selecting what we want, we pick up from the wave but a small amount of energy and thus get selectivity. To all intents and purposes the loop aerial acts as the secondary of a variocoupler or the older form known as the loose coupler.

The analogy can be carried further in that both the secondary of a variocoupler and the loop circuits can be made with a low resistance and having both lumped capacity and inductance which makes for sharp tuning.

Little Energy Picked Up

It should be borne in mind, however, that except with a very large loop the total energy picked up is much less than

BEGINNERS will find the accompanying series by Mr. Benson very helpful in learning the rudiments of the popular science of Radiophony. The first chapter of his series appeared in the May 5 issue. The articles yet to appear are:

Chapter IV—About Condensers and Inductances.
Chapter V—Tuners and How to Tune Your Set.
Chapter VI—About Crystal Detectors.
Chapter VII—Tube Detector Theory and Operation.
Chapter VIII—The Regenerative Detector.
Chapter IX—Radio Frequency Amplification.

Chapter X—Audio Frequency Amplification.
Chapter XI—How Super Regeneration Is Accomplished.
Chapter XII—Reflex Circuit Operation.
Chapter XIII—About Headsets and Loud Speakers.
Chapter XIV—Batteries Used in Radiophony.

the other hand is freer from such disturbances and, when static is heavy in summer, it will bring in the broadcast programs with a minimum amount of static interference.

In addition we have the well known directional effect that increases its selectivity by enabling one to "spot," as it were, a particular station and eliminate others to a great extent. The reason for this directive effect will be clear after a little consideration.

Explains Directional Effect.

The energy picked up by a loop aerial is due almost exclusively to the electro-

It will be noticed at times that grounding one side of the loop increases the signal strength. This is due to the fact that the loop is acting as a capacity aerial and currents induced by the electrostatic effect are added to those picked up by the loop itself.

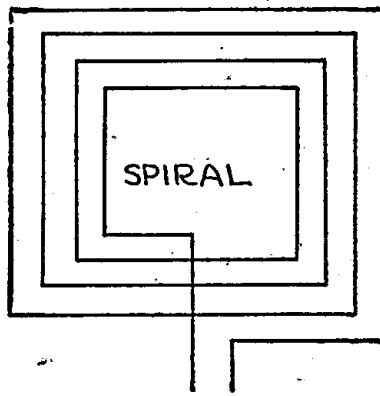



Figure 12—Showing the Two Important Types of Loop Aerials

reason stranded wire should be used, the sixteen strand wire, being softer, is preferable. Obviously the loop should be as large as conditions will permit but one larger than 3 feet on a side is usually out of the question. This gives us a basis to work from.

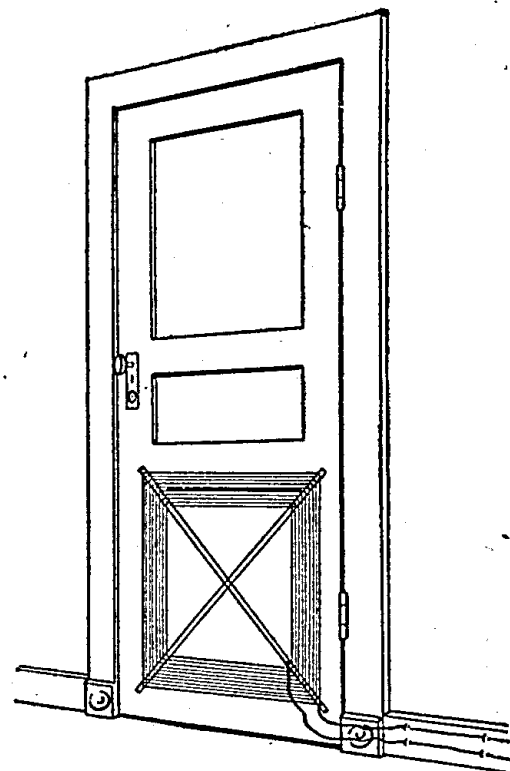


Figure 13—A Novel Effective Method of Mounting a Loop Aerial Back of a Door which is Convenient

Loops are of two types; namely, the solenoid, and the spiral, both shown in Figure 12. There is little preference between them on the score of efficiency but the spiral is easier to build and makes a neat job.

An efficient spiral loop can be made (Continued on page 12)

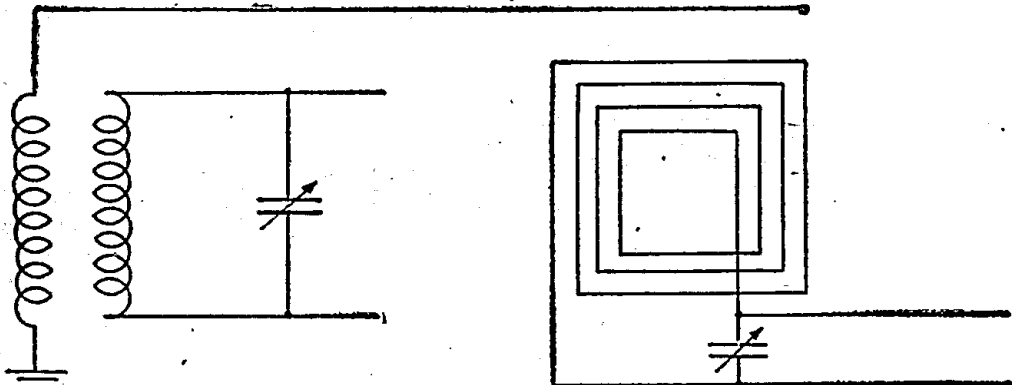


Figure 10—Showing the Analogy Between a Coupled Circuit and a Loop Aerial

that transferred from the primary to the secondary of a coupling device connected to an outdoor antennae or aerial. We then only obtain selectivity at the sacrifice of wave energy which can be compensated for by using Radio frequency amplification to amplify the received energy sufficiently to give good signals when rectified by the detector tube.

Apparently then there would be little

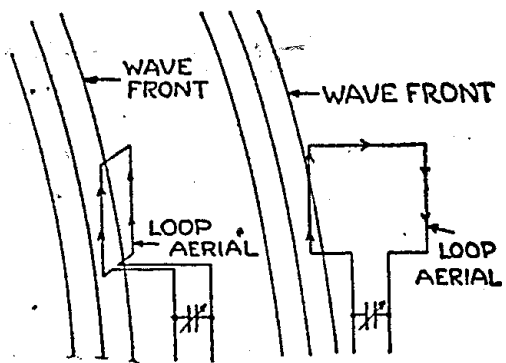


Figure 11—Showing Why a Loop Aerial Possesses Directive Effects

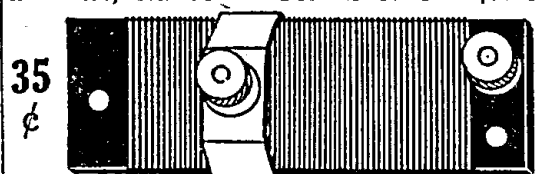
advantage in using a loop aerial simply on the ground of greater selectivity because the saving in cost of installation is offset by the additional tube and transformers required to bring the signal up to standard. However, the loop possesses other characteristics that will continue to make it more popular especially as the summer months approach.

Less Atmospherics with Loop

The outdoor aerial not only picks up radio waves but is also effective in picking up static, strays, etc., because these are due to electrostatic stresses between the clouds and the earth. The loop on

magnetic field of the Radio wave. When a wave strikes a loop aerial on the side, that is, when the loop lies at right angles to the direction from which the wave is coming, equal currents are induced in both sides of the loop which neutralize each other and do not affect the amplifiers or detector. However, as the loop is gradually turned it will be clear that the wave strikes one side before the other with the result that a slight current flows, sufficient to affect the amplifier and a response is heard in the phone. When the loop is placed so that it lies in line with the transmitting station the effect is at a maximum and the loudest signals are heard.

AERIOLA, SR. STYLE TUNER UNIT \$5.65



For correct voltage on new tubes use Quality master control rheostat and your present rheostat as Vernier.
REFLEX R. F. TRANSFORMER \$3.45
REFLEX AUDIO TRANSFORMER \$2.65
HI-VOLTAGE POWER TRANSFORMER \$2.95
400 Ohm Potentiometer for Reflex & R. F. cir. \$1.20.
Rheostat for new tubes, 30 Ohm, 95c; 50 Ohm, \$1.25.
REINARTZ ULTRA TUNER UNIT \$5.90
Reinartz green silk spider coils \$1.65.
Reinartz plate circuit triple chokes \$1.70.
VERNIER CONDENSERS WITH DIAL
.0005 \$2.95; .001 \$3.20
FIXED MICA-COPPER-BAKELITE COND.
CALIBRATED .0015 50c; .001 55c; .0015 60c;
.002 65c; .0025 70c; .006 90c.
GOVT. SIG. CORPS RADIO BATTERIES
Edison BB-4 cells, any voltage, any capacity.
PEANUT TUBES, TINY AEROPLANE STYLE
REFLEX-REINARTZ-FLEWELLING
SEND FOR LIST
QUALITY RADIO SHOP, RICHMOND, IND.

Constructional Details
A loop should, of course, have a low high frequency resistance and for that

RADIO Via Parcel Post at N. Y. Prices

**Standard Parts Only, in Original Packing
NO SALVAGED GOODS SOLD
Where "Money Back Policy Prevails"**

		Add Parcel Post		Add Parcel Post
PHONES				
Brandes Superior	\$5.75	\$0.14	Westinghouse, Jr.	\$6.95 \$0.40
Baldwin Type "C"	8.95	.19	Westinghouse R. C.	.79.50 1.80
Dictograph	5.75	.14	De Forest Reflex D. T. A.	.112.00 1.80
Dietzen 3,000 Ohm.	3.75	.12	RHEOSTATS	
Brown Single (4,000 Ohm Pr.)	4.95	.09	Klosner Vernier	1.25 .14
Royal 2,200 Ohm.	3.75	.12	SOCKETS	
COUPLERS				
Atwater Kent	6.80	.14	Bell V. T. & W. D. 11	.89 .10
Freed Elsemann (180 Degree)	2.45	.09	V. T. Bakelite	.50 .10
All Wave (Genuine Capitol)	6.95	.18	U. V. 199	.75 .10
Atwater Kent Coupler Circuit Tuner	10.20	.25	LOUD SPEAKERS	
Reinartz Coils	2.25	.08	Bristol, Jr.	18.50 .50
VARIOMETERS				
Sleeper	6.50	.14	King Amplitone Horn	4.95 .28
Atwater Kent	6.80	.14	Pathé	17.50 .35
Dayton	4.85	.12	TUBES	
VARIABLE CONDENSERS				
U. S. Tool 46-Plate Vernier	4.45	.24	U.V.-200	4.95 .15
U. S. Tool 24-Plate Vernier	4.10	.20	U.V.-199	6.50 .15
3 Plate Vernier	.95	.08	U.V.-201A	6.50 .15
Ames Condenser 43-Plate	2.15	.17	W.D. 11	6.50 .15
Ames Condenser 23-Plate	1.85	.15	Sterling 1 1/2 V. (2 Element)	3.95 .15
Ames Condenser 11-Plate	1.45	.11	Margo 1 1/2 V. (2 Element)	1.00 .15
TRANSFORMERS (Audio Frequency)				
Acme	3.45	.14	De Forest D.V. 6A	6.00 .15
W. D. 12	3.75	.14	D. L. COIL MOUNTINGS	
All American, 3 to 1-5 to 1	4.50	.16	Asterloid 3 Coil	3.95 .22
All American, 10 to 1	4.75	.16	Asterloid 2 Coil	2.95 .18
TRANSFORMERS (Radio Frequency)				
Acme	3.45	.14	CABINETS (In White)	
Cotoco	2.95	.12	7x10	1.45
Atwater Kent	4.95	.14	7x12	1.65
Owl	.95	.10	7x14	1.85
Sleeper	1.95	.10	7x18	2.15
DETECTORS				
Glass Enclosed	1.25	.12	7x21	2.45
Duratek	2.00	.10	7x24	2.95
SWITCHES				
S. P. D. T.	.35	.12	BATTERY CHARGERS	
S. P. S. T.	.20	.08	Home Chargers De Luxe A C.	13.95 .85
D. P. S. T.	.50	.12	Ward Leonard D. C.	11.95 .65
D. P. D. T. Panel Mounted	1.00	.12	LIGHTNING ARRESTERS	
SETS				
ARGUS, Outdoor or Indoor				
DIALS				
2-Inch (Bakelite) .25 .06				
3-Inch (Bakelite) .35 .08				

ESTABLISHED 1229

191 Fulton Street
Dept. F-14
New York City
9 New York Stores

America's Greatest Radio Mail Order House.

Second Coil on Variocoupler Stator

Extra Winding Produces More Selective Tuning

In building a single tube circuit regenerative set I made my own variocoupler to use with it. After I tried it out I found that the tickler coil was too small

WORKSHOP KINKS? EARN A DOLLAR—

THERE are many little kinks worked out at home that would aid your fellow Radio worker if he only knew about them. There are new hook-ups, new ways of making parts and various unique ways of operating sets that are discovered every day. Radio Digest is very much interested in securing such material. Send them in with full details, including stamped envelope so rejected copy may be returned. The work must be entirely original, not copied.

RADIO KINKS DEPARTMENT,
Radio Digest
123 West Madison St., Chicago, Ill.

in inductive capacity, and I was stumped for a few minutes as to what to do, for I did not care to use any smaller wire on the rotor in order to get more turns on it. Finally I hit upon the following kink: Over the coils of the tuner (stator) part of the variocoupler I placed a coil equal in turns to the tickler. This coil I connected in series with the tickler and was very gratified to find the results were very good, and besides the added feed-back inductance gained, I found that the tickler now operated over a range of 180 degrees, instead of 90 as it did before. So the set I built later I deliberately used this idea to get more critical adjustment on the tickler.—Phil Rulon, San Jose, Cal.

FIRST STEPS IN RADIO

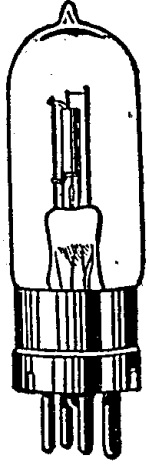
(Continued from page 11)

from a simple wooden cross using glass push pins to wind the wire around and thus insulate the separate turns. Fiber tubes can be used by joining in the center by a block of wood and cutting slots in the arms to hold the wires. With a 3-foot loop, 12 turns spaced 1/4-inch apart will be found suitable for broadcast reception. The loop should be mounted so it can be rotated to obtain the full advantage of its directive effect.

Loop on a Door

A rather novel and unobtrusive method of mounting a loop is to attach it to the back of a convenient door, running flexible leads to a pair of wires fastened to the baseboard and connected to the set. There is always some door that can be used for this purpose. The loop is then out of the way and it can be swung by simply opening or closing the door.

If a door is selected that is usually left open against a wall the loop will hardly



At Last!

You Can Buy a Real 1 1/2-Volt Clear Tube

The W. D. 12's only Competitor. Genuine Platinum Coated Filament.

Functions at 1 to 1.1 Volts.

Fits Standard Socket

Do not confuse this tube with common Silvered Tube advertised as 1 1/2-Volt.

Detector—Amplifier

Absolutely Guaranteed \$4.50

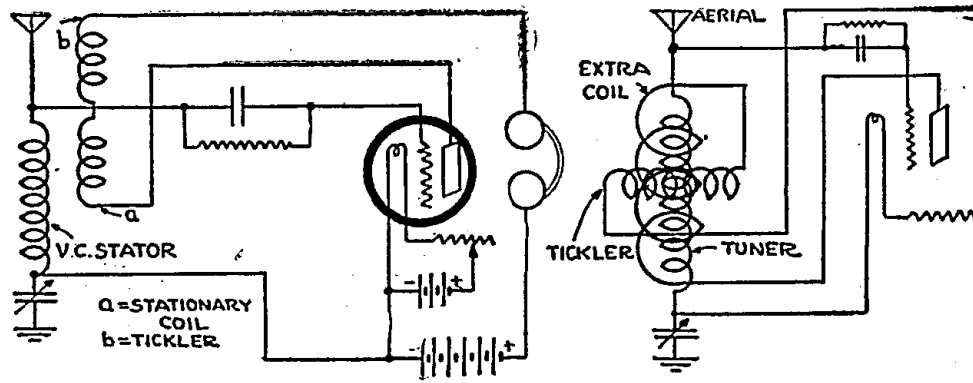
MAIL ORDERS PROMPTLY FILLED
Cash or Money Order (No Stamps)

Dealers write for Quantity Discount

TREXO TRADING CO.

200 Broadway (Suite 210), N. Y. City

INCREASES CAPACITY OF STATOR



be noticed except when actually in use and the direction of the transmitter demands it.

Proper Grounding

It would not be out of place to cover the subject of grounding while discussing aerials. When using an outdoor aerial the ground connection is of greater importance than most Radiophans believe. In fact consistent long distance reception depends to a great extent on having a perfect ground. Simply wrapping a wire around any handy pipe, whether it is gas, heating or water will give results to be sure, but watch the improvement when a good ground is connected.

Briefly, a ground connection should be just as good as it can possibly be made. Use No. 8 or 10 wire and run it in as direct a line as possible to the street side of the water cock in the basement. Use a heavy ground clamp, solder the wire securely to the clamp, clean the pipe thoroughly by scraping with a knife or filing and clamp the ground tightly and securely. When this job has been carefully done then one can say his set is properly grounded.

Heavy Wire Required

One might question the need of heavy wire for grounding but there is a very good reason for it. In an oscillating circuit such as the primary circuit of a receiving set, which includes the aerial and ground, it will be found that the voltage is greatest at the free end of the aerial while the current is greatest at the ground

(Continued on Page 14)

Longer Life for Tubes

Just like electric lights if the voltage is too high and the burden of the load is too great, the life of a vacuum tube is greatly shortened by burning it above its

Premier Radio Products Are all their name implies

Why not begin standardizing now?

- Variocouplers
- Transformers
- Rheostats
- Potentiometers
- Head Sets
- Resistances
- "Microstats"
- Dials and Knobs
- Condensers
- Jacks
- Plugs

Correspondence solicited from responsible distributors.

Write today for Radio "Parts" Bulletin.

Premier Electric Company

Established 1905

3810 RAVENSWOOD AVENUE
CHICAGO, ILL.

LISTEN—REFLEX FANS

To this good news. Here is THE ONE THING NEEDED to make the REFLEX SINGLE TUBE set a GREAT INSTRUMENT—A REAL LIVE PERMANENT DETECTOR to take the place of a crystal detector. No special wiring, connect the same as crystal detector.

We have set aside 100 B-METAL REFLEX SPECIALS TUBE TYPE Non-Battery PERMANENT DETECTORS and having given them most exhaustive tests, are ready for your verdict, so fill out the attached coupon and mail at once as this offer is limited to the first 100 applicants, one detector to each.

Type C for Reflex Sets, \$2.50
Type B for Crystal Sets, \$1.50

B-METAL REFINING CO.

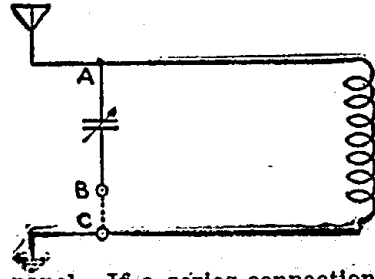
3134 Trumbull Avenue, DETROIT, MICH.

B-METAL REFINING CO.
3134 Trumbull Ave., Detroit, Mich.
Send post paid one B-METAL REFLEX DETECTOR. I will test same and return detector or price within five days.

Mail to.....Address.....

One More Binding Post. Used Instead of Switch

Why use a series parallel switch when one additional binding post on the front of the panel will be sufficient? Ordinarily for parallel connections the ground wire would be continued from C to B outside



of the panel. If a series connection is desired this connection is broken and the aerial fastened to B instead of A. This saves the cost of a series parallel switch and simplifies the wiring.—Gordon G. Logan, Portage la Prairie, Manitoba.

Loud speakers can be made of sea shells, by cutting off the stem and attaching a receiver to the small opening.

Remedy for Noisy Storage Cells

If you have trouble with noisy storage batteries take a cloth dipped in ammonia and wipe off the top carefully. This neutralizes the acid. This may be done on either A or B batteries.—P. R. Gould, Minneapolis, Minn.

BEST RADIO BARGAINS

- Special Genuine Canadian Peanut Tube, \$7.00, Socket..... \$ 1.00
- 169.00 K. C. Detector and 2-step Amplifier now..... 35.00
- 7.50 Stromberg Carlson 2A Phones now..... 3.89
- 4.00 Stromberg Carlson Single Phone now..... 1.00
- 8.00 Federal 2200 Ohms Phones now..... 4.98
- 20.00 Dictograph Loud Speaker now..... 12.49
- 6.50 Cunningham 301 Tubes now..... 5.25

Send Money Order. All Goods Guaranteed

Wilson's Radio and Electrical Shop
Corner 3rd & Pike St., Seattle, Wash.

VACUUM TUBES

No shortage here

- WD-11 and WD-12.....\$6.20
- UV-199.....\$6.20
- UV-201-A.....\$6.20
- UV-200.....\$4.75

Shipped Prepaid

WE REPAIR YOUR BURNT OUT VACUUM TUBES

Quick Service

- WD-11-12.....\$3.50
- UV-201-A.....\$3.50
- UV-200.....2.75
- UV-201.....3.00

When sending Tubes for repair, include with your remittance parcel postage for one pound per tube. Tubes guaranteed equal to new.

416 D Broadway
New York, N.Y.

"MAKE PERFECTION YOUR SELECTION"

We Carry Only STANDARD Advertised Radio Equipment. Every Product Sold on a MONEY BACK GUARANTEE.

FREE A \$1.25 VOLTMETER OR AMMETER GIVEN WITH EACH FREE PURCHASE OF \$5. OR OVER

MAGNAVOX \$25.45

LOUD SPEAKER, Type R. 3.....

Nathaniel BALDWIN Phones

List \$6.00. SINGLES, with Cord, \$4.60
Special.....

List \$12.00. DOUBLES, with Cord and Band.....\$9.45

PERFECTION VARIOCOUPLER

SILK WOUND. Fibre Base. List \$5.00. Our Price.....\$2.25

N. & K. PHONES. 6000 Ohms. None Better Made for DX Reception.....\$6.50

Imported. List \$16.00

PERFECTION VARIOMETER. Treated Mahogany. Guaranteed Quality. List \$6.00. Our Special Price.....\$2.95

MURDON 1 1/2-Volt Dry Cell Tubes. Guaranteed to be best 1 1/2-Volt Tube Special. Fits Standard Socket.....\$4.95

ATWATER KENT \$11.50

2 Step Amplifier. Supreme Quality. \$14.00 List.....

TRIPLE MOUNTINGS, with Leads. List \$5.00. Our Price.....\$3.25

DOUBLE MOUNTINGS with Leads. List \$3.50. Our Price.....\$2.25

PANELS—3/16" Thick

Hard Rubber Bakelite Hard Rubber Bakelite
7x18.....\$1.65 \$2.45 7x10.....\$0.95 \$1.35
7x21.....1.85 2.75 7x12.....1.25 1.60
7x24.....2.15 3.25 7x14.....1.40 1.95

CABINETS

Extra fine quality—Hinged top—Mahogany finish.
7x10.....\$3.25 7x18.....\$3.95
7x12.....3.40 7x24.....4.25
7x14.....3.75 12x14.....3.95

BATTERIES

EXIDE "A" Storage Battery, 6 V. 80 Amperes Hours, Type 3 LXL9.....\$24.15 \$18.50
Eveready "A" Variable Storage Battery, 6 V. 90 Amperes Hours. 18.00 14.95

2 STEP AMPLIFIER

Perfection Quality. Completely made, ready to use—Guaranteed.....\$11.95

TUBES UV-199.....\$6.95

WD-11.....

V. T. 2 TUBES

Genuine Western Electric Tubes. The Best Amplifying Tubes Made.....\$7.95

WESTERN ELECTRIC

Loud Speaker Type 10D. The Best Loud Speaker Made.... \$55.00

PERFECTION RADIO CORPORATION,

59 Cortland St., NEW YORK CITY
Stores also at 119 West 23d Street, 78 Cortland Street and 128 Chambers Street.

WHOLESALE AND RETAIL

Making a Three Tube Reflex De Luxe Receiver

Part IV—Cabinet Mounting, Operation and Conclusion

By H. J. Marx

IN ORDER to give all the details necessary for the complete assembly of the Reflex De Luxe, the plans of the cabinet construction are shown. The original is made of walnut and has natural wood finish. A wax polish keeps it neat in appearance and there is no need of worrying about scratching, as would be the case with a piano finish.

Stock Used in Cabinet

The top, bottom and sides are cut from 3/4-inch stock, while the back is only 1/4-inch in thickness. The front edges have a 1/4-inch flange on all four sides. This flange projects 1/8-inch and permits the panel to set in with the face flush with the flange. Twelve nickel plated, round head wood screws, 3/4-inch long, hold the panel in place in the cabinet.

A word of caution—in wiring be sure that all wires are kept inside of the cabinet dimensions or it will be crushed and probably shorted when the panel is fastened in the cabinet.

Eight holes are drilled in the back of the cabinet—in alignment with the binding posts on the sub panel. Small hard rubber bushings, called grommets, can be purchased in most any five and ten cent store. They will help improve the appearance of the finished set.

The binding posts are identified in the sub panel layout (Figure 2, May 12 issue). The antenna and ground binding posts are used when a permanent outside aerial is used. A loop aerial can be plugged in through the loop jack in the upper left corner on the main panel. The positive A and negative B batteries have one binding post in common.

back of the cabinet before they are soldered on the wires.

Circuit Changes

Since the first part of this article was published in the Digest, a few unimportant circuit changes have developed. It was found that a one megohm grid leak connected between the grid and plate terminals of the second tube helped clear up some noises without detracting from the volume. It may be found worthwhile to add a series-parallel switch for the primary condenser. The capacity of the by-pass condenser across the primary of the first audio frequency transformer was changed from .002 to .006 mfd. A 200 ohm potentiometer can be substituted for P-1 but the control will not be as good as with the higher resistance type.

Directions for Tuning Operation

For simplicity, the use of a loop aerial will first be assumed. The phones or loud speaker should be plugged in on the top jack. Turn on the Reflex rheostat knob. Depending on the type of tube and the plate voltage, also the condenser and potentiometer position, it may start howling after a certain point on the rheostat is reached. Occasionally, if the rheostat is turned further it may stop again. Either turn back or to the point where the purring is heard. If the howling cannot be overcome it may be due to the following causes:

1. Crystal detector not adjusted.
2. Inductive interference in leads.
3. Wrong by-pass condenser values.
4. Defective transformers.
5. Poor tubes.
6. Too much plate voltage for tubes.

When the loud speaker is plugged in on the last stage, the amplifier filament is adjusted, as are the reflex tubes. It may also be necessary to advance the reflex rheostat slightly to compensate for the extra drain

control is recommended, since two stations on the same condenser setting can be separated by the coupling adjustment. The peculiar part noticeable is the fact that this control covers the entire 360° rota-




Figure 2

on the battery. Volume can usually be controlled by rheostat and plate voltage adjustments. Blurred reception indicates too much B battery.

Tuning with Variocoupler

When an antenna and ground connections are used, four additional controls must be adjusted. The rough and fine inductance switches present no serious difficulties in tuning. The two variable condensers give accurate control of the wave length adjustment, but the key to station selection lies in the adjustment of the coupling. Some form of vernier dial con-

tion of the secondary. It is because of this unusual coupling control that the circuit has such a high rating as a long distance receiver. Code station interference can in this way be kept at a minimum.

The directional effect of a loop is not as marked as might be anticipated, but the fan will be surprised at the volume that can be expected from a loop.

(THE END.)

The natural wave length of an antenna is that which will pick up signals without any tuning whatsoever.

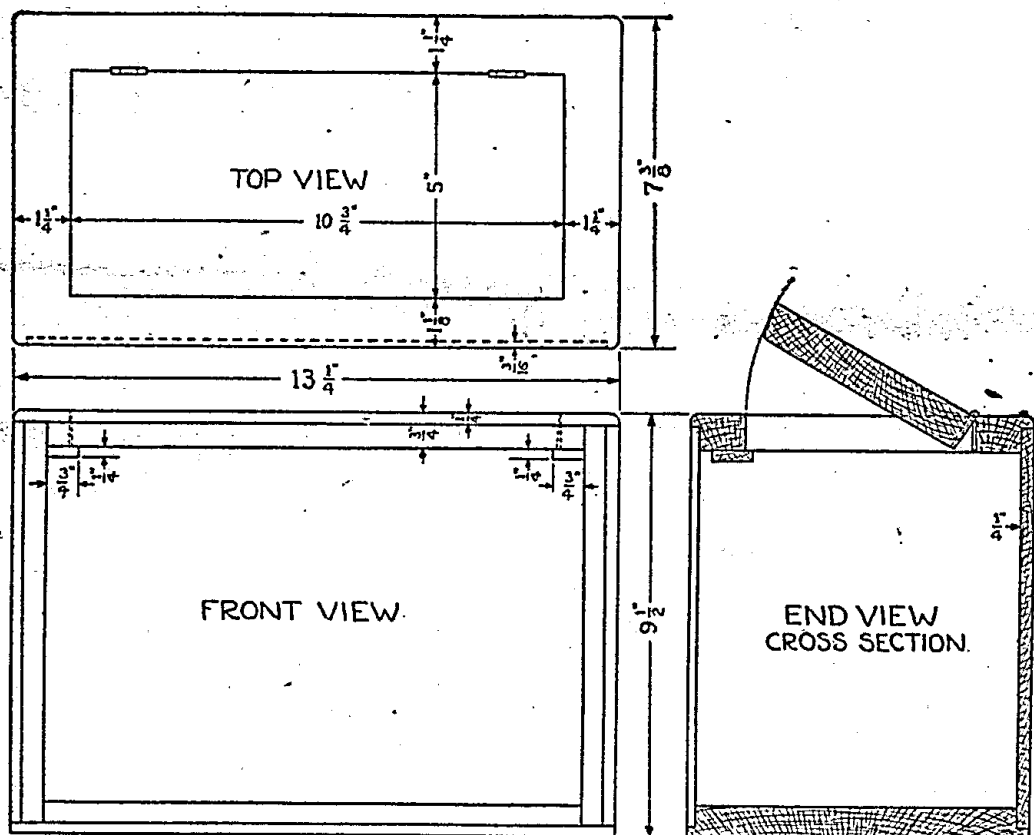


Figure 1

The fourth binding post from the right hand side of the sub panel layout is one positive plate battery terminal. The voltage there should run from 45 to 90 volts. The third from the right is the second positive plate battery post and the value here can vary from 67 to 150 volts, depending on the tubes used.

The last two binding posts on the right side are for a permanent loud speaker connection if desired. This is optional as the two jacks on the right side (front panel) can be used.

Flexible Wire Leads

Since these binding posts are rather inaccessible unless the panel is taken out, some form of making convenient connections is desirable. Flexible wire is easily obtainable. Cut seven pieces each 2 feet in length. On two of the pieces solder a heavy A battery clip at one end. On the remainder, solder the small type of wire clips at one end. These will snap on the plate battery terminals and will permit simple readjustments of voltages. They can also be used for snapping to the antenna and ground leads.

The terminals to be soldered to the other ends of these flexible leads depend upon the type of binding posts that are used. Either the eyelet type or phone cord tips are advisable. It might be well to make sure that the eyelet terminals will pass through the grommet holes in the

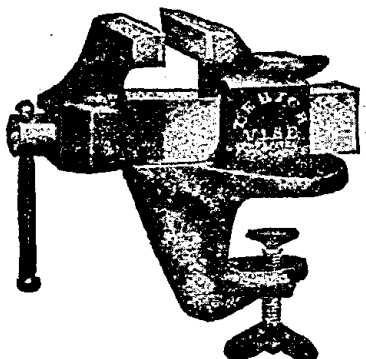
Rheostats and Secondary Condenser

The filament rheostat adjustment is not necessarily very critical but it will be found that readjustment after a station has been tuned in will improve reception. Using only a loop aerial the entire wave length tuning is confined more or less to the secondary condenser. This should give the finer wave length adjustments. For any wide range of wave bands it is advisable to tap the number of turns on the loop, giving an inductance variation. The potentiometer is then adjusted for clearest reception and volume.

PHANTOM-CIRCUIT

Build Your Own. This marvel of mystery, using no loop, no aerial and no ground, brings in music instead of interference. We have heard stations 950 miles distant on one tube. By using WD-11 tube set can be entirely self contained. Very easy to build from our instructions, use your own spare parts, nothing complicated like radio frequency or super regenerative. Only one tuning control. Complete instructions, with hookup and photo of circuit mailed to you for 60 cents. Stamps accepted. VESCO RADIO SHOP, Box D-704, Vacaville, Calif.

RADIO VISE



No. 1008

\$2.00

Weight 4 Lbs.

2 in. Jaw

The Handiest Tool for Building Your Own Set From Your Dealer or Send

\$2.00 (\$2.25 west of Mississippi)

and We Will Send One Postpaid

Bonney Forge & Tool Works
Tilghman & Meadow Sts.
Allentown, Pa.

—WILLARD—
WILLARD RADIO COMPANY
Dept. R. D., 291 Broadway,
New York City
"The Best for Less"

FLEWELLING CIRCUIT

EVERY PART COMPLETE
2 honeycomb coils, 1 2-coil mounting, 2 coil plugs, 3 .006 condensers, 1 variable grid leak, 1 grid leak, 1 23-plate .0005 MFD. variable condenser, 1 Vernier rheostat, 1 tube socket, 8 binding posts, 20 feet bus bar wire, 1 high-grade panel ALREADY DRILLED AS PER DIAGRAM, 1 3" dial and the Radio Digest Booklet on Operation and Construction of Circuit **\$11.00**
Two-Stage Audio Frequency Amplifier—Parts complete in every detail for this Circuit—\$11.00.

CONDENSERS

3 Plate Variable; value, \$1.75.....	\$1.05
13 Plate Variable; value, \$2.50.....	1.20
23 Plate Variable; value, \$3.50.....	1.35
43 Plate Variable; value, \$4.50.....	1.85
13 Plate VERNIER; value, \$5.50.....	3.75
23 Plate VERNIER; value, \$6.00.....	4.00
43 Plate VERNIER; value, \$6.50.....	4.25

Honeycomb Coils, 50 turns mounted. \$0.95
Honeycomb Coils, 75 turns mounted. 1.00
Double Coil Mountings..... 2.45
Triple Coil Mountings..... 3.35
Reinartz Coils and Mounting..... 1.45

VARIOCOUPLER—Celeron Condensite and Litz Wire Wound Secondary; Value \$4.50. Special \$2.95

AUDIO FREQUENCY TRANSFORMER—Designed for use with W. D. 11 Tubes, list, \$4.50; price..... \$2.75

BALL BEARING INDUCTANCE SWITCH—Value 75c, special..... \$0.30
V. T. SOCKETS—Nickels..... .50
composition base value, \$1.00; special at..... .50
EXTRA SPECIAL—Telephone 3000 Ohms Headsets; \$9.00 value; reduced to..... \$3.50
ALUMINUM LOUD SPEAKING HORN—Nickel plated, highly polished; \$6.00 list..... \$3.75

A BEAUTIFUL "SALRITE" PENCIL FREE




With every order of \$12.50 or more. Made of beautiful Mahogany Rubber, about five inches long. Equipped with vest pocket clip, 10 extra leads and eraser. Will write like a charm and last a lifetime. Only a limited supply available—so rush your order now.

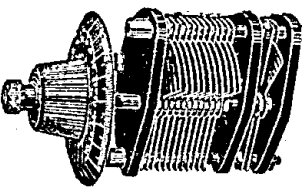
BEST QUALITY JACKS, Single Circuit; value, 65c; special at.....	.30	TWO-INCH DIALS—Same design—for rheostats and potentiometer; special at.....	\$0.25
Double Circuit; value, 80c; special at.....	.45	FILAMENT RHEOSTAT—Condensite base; value, \$1.10; special at.....	.70
MULTIPLE POINT INDUCTANCE SWITCH with Knob and Dial (15 Switch Points).....	1.45	FILAMENT RHEOSTAT with 2 1/2" dial; value, \$1.50; special at.....	.85
LIGHTNING ARRESTERS approved by underwriters.....	\$0.90	TELEPHONE PLUGS.....	.60
THREE-INCH DIALS—Unbreakable—heat resisting composition—high finish; special.....	\$0.30	FRESHMAN VARIABLE RESISTANCE LEAK and MICON CONDENSER Combined	.75

REINARTZ CIRCUIT

EVERY PART COMPLETE
1 Reinartz wound coil, 1 tube socket, 1 rheostat, 1 23-plate .0005 MFD. variable condenser, 1-13-plate .0025 MFD. variable condenser, 3 inductance switches, 16 switch points and nuts, 4 switch stops and nuts, 8 binding posts, 2 3" dials, 1 variable grid leak, 1 .002 MFD. phone condenser, 20 feet bus bar wire, 1 high-grade panel ALREADY DRILLED AS PER DIAGRAM and complete instructions..... **\$10.00**
Two-Stage Audio Frequency Amplifier—Parts complete in every detail for this Circuit—\$11.00



Every article advertised above is guaranteed by the manufacturer and by us—Mail orders filled immediately—transportation PREPAID on all orders of \$5.00 or over east of the Mississippi River. All others include postage.



Questions and Answers

Honeycomb Coil Set

(2573) R.T., Talmadge, Ohio.
I am building a three circuit regenerative receiver, making use of honeycomb coils. I expect to wind my own coils and I am asking for advice upon winding these coils.

Does the inside lead connect to the plug or the socket of the coil mounting (not panel mounting)?

When these coils are mounted and placed in a panel mounting, are the coils wound in a clockwise or counter-clockwise direction?

Do hand wound honeycomb coils compare favorably with machine wound coils? I wish to connect them so I can use either machine wound or hand wound coils without changing the wiring.

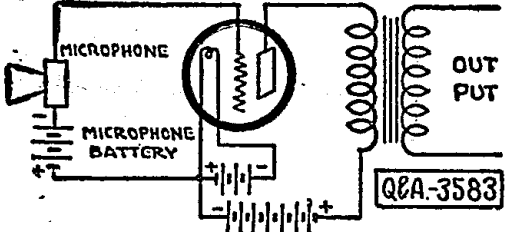
A.—Answering your inquiry with reference to winding of honeycomb coils will advise that the outside lead connects to the socket, and that coils are wound counter clockwise.

Effectiveness of any homemade apparatus depends upon the skill and care with which it is constructed. Unless you are able to exercise these qualities by special adaptation along mechanical lines you will doubtless find greater satisfaction in the manufactured coil. They are inexpensive.

Speech Amplifier

(3583) 9E.A.H., Moline, Ill.
How should a speech amplifier be used with a 10-watt phone set be constructed? I use the Colpitts circuit. For some reason or other, on phone I am very weak. I think by adding a speech amplifier I may be able to overcome this difficulty.

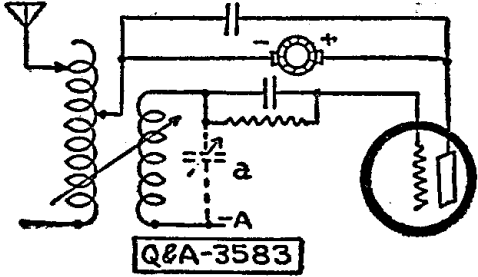
Can you furnish me with the circuit used



in the Paragon 2-5-U-Radiophone set? I have been trying for several months to get a copy of this circuit but so far have been unsuccessful.

What, in your opinion is the best set of today? My equipment consists of this 12 tube super-hetrodyne, 3 tube Reinharts, 1 tube Flewelling, and a 3 tube honeycomb set. Is there any other set, regardless of price, that would give better results? A few of the results I have had already on the super-hetrodyne are as follows: 500 amateurs logged, some in every district, in three weeks. Eng. 2 LO copied in the

recent tests. French 8 A.B. copies once. Station such as 4 GL, 6 AWP, 7 LU, 8 ZZ, 5 LA, etc., copied almost any time they are on. Commercial stations too numerous to mention, among them, POZ (Nauen) I have heard, though, that there are sets



that have this beat. If possible would like to get circuit, data, etc.

A.—Answering your inquiry we are advising that a speech amplifier is merely audio frequency amplification. A simple one tube speech amplifier may be constructed in accordance with first diagram shown. An ordinary amplifying tube, B battery and audio frequency transformer are used as indicated.

Your phone signals come in fairly well here, but of course, should not be compared with straight C. W.

The circuit used in the Paragon 2-5-U Radiophone set is merely the grid tickler circuit. The second diagram shown explains this.

The super-hetrodyne circuit is the best of those cited and probably has no rival at this time.

We take pleasure in congratulating you upon your log.

Super Hetrodyne

(2830) J.H., Hackensack, N. J.
Referring to the Super-Hetrodyne on page 14, February 24th issue of your paper, R-D-73, will you kindly give me the information desired?

Are the tubes critical, that is, do they have to be matched as you do in R.F. Circuits?

Will WD11 tubes work satisfactorily? If so, what results will they give as com-

pared with Radiotron UV 201 or UV 201-A? What are the very best tubes to use?

Not considering the detector, can good results be obtained with less than five tubes? If so, how many?

What do you consider the proper number of tubes to use to get the very best results, everything considered?

A.—Answering your inquiries with reference to super-hetrodyne circuit appearing in Radio Digest of February 14th issue, will advise that tubes are not very critical. Would not compare the WD11 tube as affording results to be obtained by employment of Radiotron UV 201 or UV 201-A. Exceptional results have been secured in use of these tubes, VT1 is also used effectively.

At least five tubes, exclusive of detector, are required. Seven tubes in circuit make a very efficient set.

Aerial and Ground

(2824) W. M. G., Sea Bright, N. J.

The lead in from my aerial to my set is about 20 feet from the window and I have run the wire under my rugs. My ground is about 25 feet from my set and this also is under the rugs. Both wires are not insulated. As I have no way of placing a lightning arrester on the outside, I would like to know if there will be any danger if I connect the arrester inside and how would I do it?

A.—Noting your specifications with reference to antenna construction will advise that there is no danger whatever in the method employed. Merely connect lightning arrester in the same manner as you would if both were outside.

We Live In Kansas

—but we receive programs from Atlanta, Minneapolis, Davenport, Fort Worth, Madison, Los Angeles, Dallas, Kansas City, St. Louis, Denver and San Antonio on Crystal without batteries. Your crystal set requires only easy inexpensive changes. Send stamp for further information or \$1.00 for copyrighted drawings and instructions. Everything explained. Satisfaction guaranteed.
LEON LAMBERT, 501 South Volusia, Wichita, Kansas

VT-2
(2388) FTS, Le Mars, Ia.

In the issue of January 20, page 14, you give an illustration of Flewelling circuit shown as R.D.-70, making mention of VT-2 or E tube. I cannot make this out. Please make mention of what this tube is, and who makes it, for which I thank you in advance.

A.—Answering your inquiry with reference to Flewelling circuit, would advise that the VT2 or E tube mentioned is one of the best obtainable today and is manufactured by the Western Electric Company of Chicago. However, any other make of hard tube may be used satisfactorily.

Holes in bakelite hard rubber or fiber must be made with a drill. In making up panels for a set using such materials do not use nails or tacks.

It is possible to light the filament of your tube with alternating current, but it is accompanied by hum.

PATENT ATTORNEYS

PATENTS. Booklet free. Highest references. Best results. WATSON E. COLEMAN, Patent Lawyer, 624 F Street, Washington, D. C.

REINARTZ

ALL PARTS NECESSARY
DEALERS: ATTRACTIVE DISCOUNTS

HUDSON-ROSS
123 W. Madison St. Chicago

Your Choice

Radio Digest
Illustrated

BOUND VOLUMES

Numbers
Two, Three or Four
Postpaid by Parcel Post
with One Year's Sub-
scription to Radio Digest
Greatest Collection of
Radio Information
Ever Published

Reinartz Long Distance
Circuit; Ultra-Reinartz
Circuit; Flewelling
"Flitver" Circuit; Grimes
"Inverse Duplex" Cir-
cuit; Single Tube Reflex
Circuit; Armstrong "Su-
per-Heterodyne" Circuit;
Two, Three and Four
Tube Reflex Circuits.

On account of the limited supply, the sale of these volumes is limited strictly to those readers who have subscribed for a year. One year subscription to Radio Digest and both bound volumes 2 and 3 or 3 and 4 or 4 and 2, \$7.00.

One year subscription to Radio Digest and bound volumes 2, 3 and 4, \$9.00.
ALL ORDERS MUST BE SENT DIRECT—No orders on this offer will be accepted through subscription agencies, news dealers or other sources. Check, money or express orders (no stamps) must accompany all orders.
Two, Three and Four Parcel Post Prepaid Each, only \$2.00.
13 Numbers in the Bound Volume—52 Numbers in Year's Subscription

65 Numbers

COUPON

PUBLISHER, RADIO DIGEST,
123 West Madison St., Chicago, Illinois.
Please reserve me Bound Volume Number Two and also Number Three, and one year's subscription to the Radio Digest, for which I am inclosing check—M. O. for Seven Dollars.
Please reserve me Bound Volume Number Two or Three or Four and one year's subscription to the Radio Digest, for which I am enclosing check—M. O. for Five Dollars.

Name.....
Address.....
City..... State.....

How to build the Reinartz Receiver

is told, complete with illustrations and diagrams, in the latest addition to the "Chi-Rad" Handbook-Catalog.

Our Handbook also includes:

1. Technical discussions of standard radio apparatus and equipment.
2. Radio definitions, wireless codes, wire tables, definitions, etc.

Pin this ad to your letter and mail it together with a dime for your copy of the Handbook.

Send for it, today!

CHICAGO RADIO APPARATUS CO.
415 South Dearborn Street,
Chicago, R. D.

FORMICA
Alaminated Phenolic Condensation Product
SHEETS TUBES RODS
RADIO PANELS
POLISHED BLACK FINISH

CUT PERFECTLY SQUARE TO ANY SIZE

1/32" THICK	1/2¢ PER SQ. INCH
1/16" THICK	3/4¢ PER SQ. INCH
3/32" THICK	1¢ PER SQ. INCH
1/8" THICK	1 1/2¢ PER SQ. INCH
3/16" THICK	2¢ PER SQ. INCH
1/4" THICK	2 1/2¢ PER SQ. INCH
3/8" THICK	4¢ PER SQ. INCH
1/2" THICK	5 1/4¢ PER SQ. INCH

SEND FOR COMPLETE PRICE LIST
PROMPT ATTENTION TO MAIL ORDERS
DEALERS PRICES ON APPLICATION

STARRETT MFG. CO.
519 SOUTH GREEN ST. CHICAGO

WE REPAIR
WD-11, \$3.50
and OTHER
VACUUM TUBES

Excepting
VT-I and VT-II

MAIL ORDERS Solicited and Promptly Attended To

H & H RADIO CO.
516 Clinton Avenue NEWARK, N. J.

Cockaday Circuit
Complete Parts—
Regular Value, \$26.00..... **\$14.50**

Dx-Flex Circuit
Complete Parts—
Regular Value, \$28.00..... **\$17.00**

Reinartz coils.....	\$1.75
Coils for Greenc circuit.....	.35
DX Couplers.....	1.65
43 Plate Vernier.....	3.75
23 Plate Vernier.....	3.25
\$6.00 Diamond Head Set, 2000 ohm.....	3.00

Mail Orders Promptly Filled
WILLIAMSBURG RADIO SUPPLY CO., INC.
Manufacturers and Jobbers of
RADIO SUPPLIES
801 Flushing Avenue, Brooklyn, N. Y.

Cotogrip
"Built First to Last"

This little beauty was approved by our engineers only when convinced that they had produced the one socket that combines all the essential features of a good socket.

1. Positive Cotogrip Contacts.
2. Hard Rubber Insulation.
3. Rugged Construction.
4. Compact Design.
5. Concealed Mounting.

It is impossible to show the unique mechanical action of Cotogrip contacts in a photograph. It is different from any other socket you have ever seen. This socket will interest you in every way.


You ought to have one.
Ask Your Dealer

COTO-COIL CO. PROVIDENCE

Name.....
Address.....
City..... State.....

Radio Illustrated


Marjorie Rambeau in "As You Like It," which was broadcasted from the stage in New York City Wednesday night, April 25th, by WJZ. Miss Rambeau was acclaimed as the most beautiful Rosalind seen for many, many years on the old white way



The latest thing in a tube set as to smallness was made by Eber Byam of Rogers Park, Chicago. It is said to be the smallest Radio tube set constructed of standard parts.
© Swastika



It's great to be able to take a honeymoon just when you feel like it. Here are Mr. and Mrs. Cornelius Vanderbilt, Jr., who are revelling in the sunshine and balmy weather on the outskirts of Los Angeles, Calif. Just to keep in touch with daily events, Mr. Vanderbilt uses his Radio set daily, taking in everything from Bedtime Stories to Market Reports.
© Keystone



For the entertainment of the passengers on the Pullman cars traveling between London and Dover, a Radio telephone loud speaker has been installed on the boat train. In spite of the noise of the moving train, the result is more than satisfactory. Photo shows Sir Davison Dalziel listening in enroute to Dover.
© Keystone

This trio of New Yorkers started from the City Hall after having been given an official "sendoff" by Mayor Hylan on a trip around the world in their "Radio car".
© U. & U.

